

# An Analysis and Comparison of the Efficiency of the Systematic Investing Strategy Used By Mutual Funds in India

*Dr. Atul Daware*

*Assistant Professor*

*Department of Management studies*

*Nabira Mahavidyalaya, Katol*

[atuldaware1978@gmail.com](mailto:atuldaware1978@gmail.com)

## Abstract

Investors in India's capital market have access to a wide variety of venture alternatives, which enables them to participate in a diverse array of entrepreneurial endeavors while still realizing a financial return on their investments. When compared to other types of financial instruments, mutual funds are regarded by industry professionals as offering the lowest level of risk in conjunction with the best possible returns. Because mutual fund schemes have become one of the most responsive investment routes in India's capital market, enormous speculative growth has occurred as a direct consequence of this development. Investors are actively urged to engage in speculative activity as a direct effect of the existence of asset management businesses. At this time, there are a total of 44 asset management companies (AMCs) operating in the mutual fund industry. Because of this one particular condition, it is necessary to keep a careful eye on and evaluate mutual funds. Recently, there has been a tremendous increase in the number of sales of mutual funds. As part of this examination, the roles that the public sector and the private sector play in advantage management organizations will both be investigated. When conducting our investigation into the methodical application of a variety of mutual fund strategies, we will make use of factual criteria such as beta, standard deviation, Treynor's measure, and the Sharpe ratio. The findings of this research will lead to better informed decisions being made about investments as a consequence..

**Keywords:** Mutual Fund, Financial execution, systematic investment plan, Return, Risk, Net Asset Value.

## INTRODUCTION

A mutual fund is a kind of investment vehicle that pools the capital of numerous participants to acquire assets such as stocks, bonds, money market instruments with short-term maturities, and other securities. Mutual funds may also be used to invest in other types of assets. Investors looking to pursue a number of financial goals, including those pertaining to retirement savings, asset protection, and financial gain, have found that mutual funds are a great resource that may help them reach their objectives. A mutual fund is a kind of investment trust that combines the resources of several participants who are all working toward the same monetary objective. Mutual funds are also sometimes referred to as investment trusts. An individual is qualified to make an investment in a mutual fund if they

have a surplus of investable money that is at least equivalent to or more than two or three thousand rupees. Mutual fund companies are organizations that pool the financial resources of a sizeable number of individuals for the purpose of investing in securities such as stocks, bonds, and money market instruments or a combination of these assets for the purpose of gaining the benefit of growth while also having a professionally managed container for protections at costs that are only moderately high. This allows mutual fund companies to invest in securities such as stocks, bonds, and money market instruments or a combination of these assets. Fund managers, who are also referred to as portfolio managers, are responsible for the trading of the fund's underlying assets, the recording of profits and losses, as well as the distribution and collection of money from dividends and interest on investments. In addition, fund managers are tasked with the recording of earnings and losses. Investors are given a share of the company's total profits as a reward for their participation. The daily computation of the net asset value (NAV) of a share of a mutual fund is achieved by dividing the entire value of the fund by the total number of shares that are presently available for purchase in the market. This results in the NAV. As a method of securing one's financial future, mutual funds have been more well-liked over the last several years and continue to enjoy this trend. The Indian economy has benefited from the use of mutual funds, but at the same time retail financial advisors have been given possibilities to increase their wealth via the funds. This article's goal is to present an analysis of the significance of mutual funds in relation to the idea of financial inclusion by way of an investigation into the development of the mutual fund industry. Individuals who are interested in investing often develop their expertise over time and become more knowledgeable about the different investment choices that are accessible to them. As a result, they have a growing interest in broadening their grasp of the benefits that mutual funds provide. It is possible that increased levels of individual financial savings and enhanced transmission of investment knowledge are two factors that contributed to the amazing expansion of the mutual fund industry. In this kind of situation, it is very essential to keep a careful eye on the performance of the mutual funds that were selected as an investment option.

### Literature Review

The effectiveness of Indian and international mutual funds as investment vehicles has been the subject of a substantial amount of study.

According to Bansal, Garg, and Saini (2012), a fundamental market index that accurately depicts the risk profile of the entire mutual fund universe is one that provides comparative month-to-month liquidity, returns, systematic and unsystematic hazard, and a comprehensive fund investigation utilizing the singular reference of Sharpe and Treynor's proportion.

Second, Sharpe (1966) demonstrates that the anticipated return on an excellently managed portfolio (unsystematic risk) is precisely proportionate to the degree of risk that the portfolio is exposed to. A Sharpe index was developed as a result of merging a number of different hypotheses. In the course of this inquiry, he sought to evaluate the presentation by contrasting it to the optimum reward-to-uncertainty ratio of a risk-free asset, an ideal portfolio, and a risky portfolio. This was done in order to arrive at a score for the presentation. He was unable to do what he set out to do. The unsystematic danger is connected to the targeted security that has developed as a direct consequence of ineffective management.

Gupta and Sehgal (1998) conducted an analysis of the performance of eighty distinct mutual fund programs over the course of a period of four years (1992-1996). During the course of

the research, the researchers looked at the following topics: the diversity of the funds; the consistency of execution; the execution parameter; and ideas for risk-return linkages. According to the results of the examination, the sample schemes lacked enough portfolio growth and were inconsistent with their execution.

According to Treynor (1965), the return on a portfolio may be analyzed in relation to the portfolio's overall systemic risk. His goal was to provide a numerical value to the presentation of the mutual fund by using a quality scale in a style that was aesthetically pleasing. When it comes to efficacy or predictability, the amount of risk associated with a resource rises in direct proportion to the degree to which it is vulnerable. The creation of Treynor, a one-line index, came about as a result of the combination of a great deal of distinct ideas.

According to the findings of the investigation that Roshni Jayam carried out in the year 2002, there is a strong possibility that the market value of stocks and shares would grow up in the years to come. According to the expert in the business, diversified equity funds were often safer than other kinds of funds, and index funds were the most successful when it was difficult to anticipate changes in the market. When investors pick plans, they should be able to make an informed decision by effectively basing their decision on their investing objectives and their level of tolerance for risk. The results of the research suggest that financial professionals who are in need of a monthly income should take advantage of a Systematic Withdrawal Plan (SWP) that includes a development option in order to maximize their potential for future growth.

The author, Dubravo Mihaljek (2008), focused the majority of his attention and attention-grabbing features on this one specific location. There is a considerable underestimating of the growth of credit risk as a consequence of the quick expansion of new loans, and there is the prospect of a large slowdown or reversal in the flow of money that is handled via banks. These are the two key worries that he has. He is worried with both of these issues. He is concerned with the underestimation of the development of credit risk as a result of the rapid expansion of new loans.

One is possible to discern market expectations of future value developments from actual returns by using Fama's (1972) approach for picking the finest assets at an acceptable risk level. When looking at the market as a whole, it is easy to reach this conclusion. He presented an approach to evaluation that included both period-by-period and cumulative analysis into its framework. According to him, the return on an investment portfolio is what generates both the reward for defining security and the return for taking risks. As a point of departure, he started with the already existing portfolio speculations and market equilibrium, and then he continued to include more conventional concepts of improved portfolio management into his commitments.

### **Research Methodology**

A comparison of a number of different mutual fund schemes to the market was carried out for the purpose of this study and in order to achieve the objective of this piece of research. In order to accomplish what needed to be done, three separate mutual funds were investigated, arranged into categories, and evaluated in relation to the market in terms of risk and return. This study employs a wide variety of statistical and financial methods in order to carry out its primary objective, which is to assess the effectiveness of a variety of mutual fund strategies. This area contains a variety of tools and methodologies, some of which include the standard deviation, beta, Treynor proportions, and Sharpe proportions, amongst others. The material

that we used came from a broad range of sources, including the annual reports and online bulletins of the organizations that sponsored our research, journal volumes and journals, pamphlets and newspapers, and many other types of dispersed and online media. Over the course of two years, both the net asset value (NAV) and yearly return of the plan that was chosen for investigation were considered. The schemes were evaluated using the average return from throughout that time period as a reference point..

### Objectives of the study

The purpose of this study is to assess the efficiency of the systematic investment plan used by a selection of equity mutual fund schemes provided by a number of different mutual funds currently operating in India. The following is a list of specific objectives for the study:

1. To assess the efficiency of mutual fund investments by referring to the Sharpe and Treynor models as a reference point.
2. To differentiate the return on investment money during the course of the research period from the return on the securities markets.
3. To investigate the performance of a selection of mutual fund strategies in relation to three primary areas of focus.
4. To ascertain whether or not mutual funds are able to financially benefit from a changeable and volatile market.
5. To decide whether or not the company is doing well enough to warrant investing in mid-cap mutual funds.

### Data analysis and interpretation

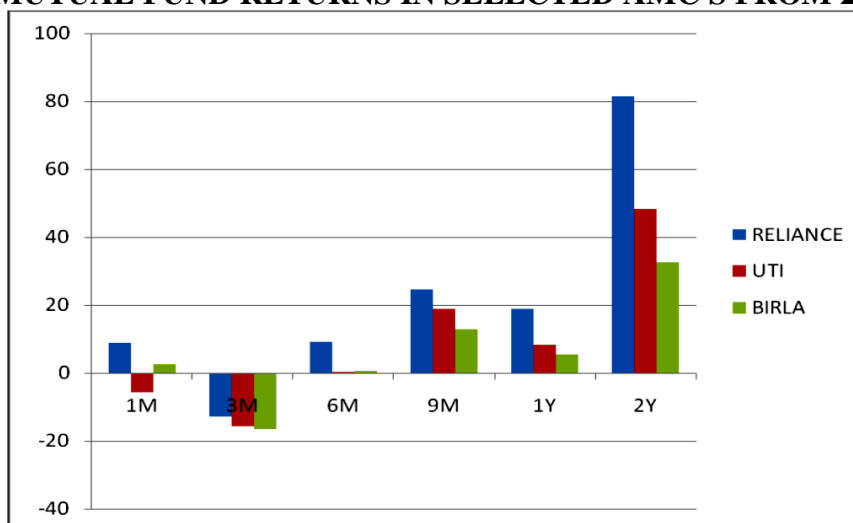
TABLE .1

#### RATE OF MUTUAL FUND RETURNS IN SELECTED AMC'S FROM 2017 TO 2019

AMC	1M	3M	6M	9M	1Y	2Y
RELIANCE	8.89	- 12.8	9.1	24.66	18.94	81.4
UTI	-5.8	- 15.7	0.17	18.96	8.29	48.38
BIRLA	2.52	- 16.6	0.47	12.78	5.41	32.56

GRAPH .1

#### RATE OF MUTUAL FUND RETURNS IN SELECTED AMC'S FROM 2017 TO 2019



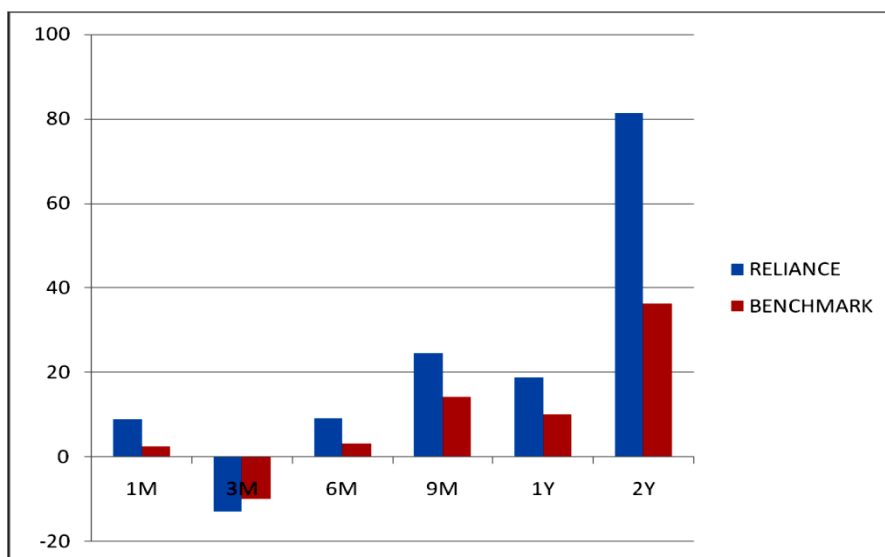
**INTERPRETATION**

During the first year, Reliance gives 18.94% and then 81.40% whereas UTI provides 8.29% and then 48.380%.. in the second year. As compared to Reliance, which is offering 5.41 percent and 32.56 percent in the first year respectively, Birla provides a lower percentage..

**TABLE-2**  
RATE OF RETURNS OF RELIANCE AND ITS BENCHMARK

AMC	1M	3M	6M	9M	1Y	2Y
RELIANCE	8.89	-12.8	9.1	24.66	18.94	81.4
BENCHMARK	2.44	-9.93	3.29	14.21	10.03	36.32

**GRAPH -2**  
RATE OF RETURN OF RELIANCE AND ITS BENCHMARK



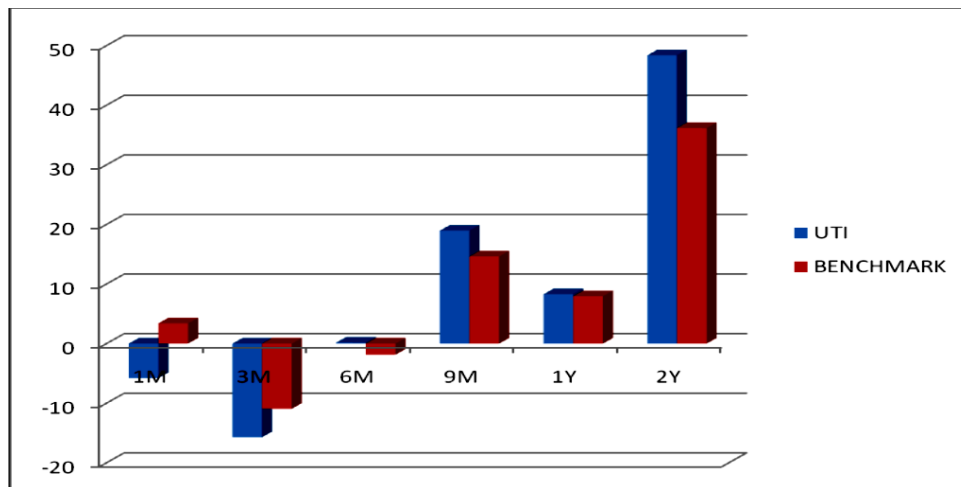
**INTERPRETATION**

When compared to its benchmark, Reliance returns 18.94 percent and 81.4 percent in the first year, respectively..

**TABLE-3**  
RATE OF RETURN OF UTI AND ITS BENCHMARK

AMC	1M	3M	6M	9M	1Y	2Y
UTI	-5.8	-15.71	0.17	18.96	8.29	48.38
BENCHMA RK	3.388	-10.94	1.86	14.63	7.95	36.16

GRAPH-3  
RATE OF RETURN OF UTI AND ITS BENCHMARK



### Conclusion

The results of this study will serve as the foundation for performance assessments that will be conducted in the future on systematic investment plans for mutual funds. Because of this study, researchers were able to get knowledge about a variety of SIPs offered by mutual funds, the market, and which fund, out of a pool of mutual funds, had the highest rate of return. A professional investor guided an individual customer through the process of selecting the most suitable mutual fund business. The performance of mutual funds is assessed using a variety of performance evaluation methodologies, such as Ranking, the average return, standard deviation, and the Sharpe Ratio. This is done so that investors may contribute to the appropriate mutual fund categories.

### 7. References

1. Bhalla, V.K. Security analysis and portfolio management pp 141; 149
2. Chander, Ramesh (Dec.2002).“Performance Appraisal of Mutual Funds in India”, Vol. XIV, No. 4,Financial Express.
3. Fisher, Donald E., Jordan, Ronald J., (1995).“Security Analysis and Portfolio Management”, Prentice Hall of India Pvt. Ltd., New Delhi.
4. Nimalathan, B., R. Kumar Gandhi; —Mutual fund financial performance analysis, excel international journal of multi disciplinary management studies, vol. 2 pp 91, 96.
5. Pandey I.M., (1995). “Financial Management”, Vikas Publishing Houses Pvt. Ltd., New Delhi.
6. Sathya swaroop debasish; —Investigating performance of equity based mutual fund schemes in Indian scenario. pp.2,3
7. Sharpe, W. F. (1966). "Mutual Fund Performance". Journal of Business, Pg-39
8. <http://www.slideshare.net/navnit1188/performance-evaluation-of-mutual-funds-4912211>
9. <http://mutualfunds.about.com/od/analyzingamutualfund/a/How-To-Analyze-Mutual-FundPerformance.htm>
10. [www.bseindia.com](http://www.bseindia.com)
11. [www.nseindia.com](http://www.nseindia.com)
12. [www.valueresearchonline.com](http://www.valueresearchonline.com)
13. [www.amfiindia.com](http://www.amfiindia.com)