



IJFANS

Volume 01, Issue 01, Oct-Dec 2012, www.ijfans.com

ISSN: 2319-1775

International Journal of Food And Nutritional Sciences



Official Journal of IIFANS

EDITORIAL BOARD

Board of experts in the field of Food Sciences and Clinical Nutrition

Editor-in- Chief

Dr. ASIM K. DUTTARROY

Department of Nutrition, Faculty of Medicine, University of Oslo, Norway

Managing Editor

Dr. P. NAZNI

Department of Food science and Nutrition, Periyar University, Tamilnadu, India

Associate Editor

Dr. RAVINDER SINGH

Indian Council of Medical Research, New Delhi, India

Assistant Editors

Dr. CHARU KATARE

Department of Food & Nutrition
Govt.K.R.G.PG Autonomous College,
Gwalior, India

Dr. AVVARIJOTHI

Department of Home Science
Sri Padmavathi Mahila University, Tirupati, India

Dr. KAMAL G.NATH

Department of Food Science & Nutrition
UAS, GKVK, Bengaluru, India

Dr. S. ALAMELU MANGAI

PG & Research Dept. of Home science
Bharathidasan Govt. College for Women
Puducherry, India

ADVISORY EDITORIAL BOARD MEMBERS

Dr. DEWAN S. ALAM

Chronic Non-communicable Disease
Unit Health System and Infectious
Diseases Division, ICDDR
Dhaka, Bangladesh.

Dr. DILIP KUMAR JHA

Department of Aqua Culture,
Tribhuvan University, (IAAS)
Rampur Chitwan, Nepal

Dr. AFROZUL HAQ

Referral Services Section, Institute of
Laboratory Medicine, Sheikh Khalifa
Medical City, Managed by Cleveland
Clinic (USA), Abu Dhabi,
United Arab Emirates (UAE).

Prof. Dr. LGNATIUS ONIMAWO

Department of Human Nutrition
Michael Okpara university of
Agriculture, Umudike, Abja state, Nigeria

Dr. RUBINA AZIZ

Laboratory Manager
Baqai Institute of Diabetology &
Endocrinology, Pakistan

Dr. DHEER SINGH

Molecular Endocrinology Laboratory
National Dairy Research Institute
Karnal, India

Dr. PARMJIT S. PANESAR

Biotechnology Research Laboratory
Department of Food Engineering &
Technology, Sant Longowal Institute of
Engineering & Technology,
Longowal, Punjab, India

Dr. S. MUCHIMAPURA

Department of Physiology
Faculty of Medicine,
Khon Kaen University,
Thailand

Dr. M. A. HASSAN

Department of Community Medicine
Motilal Nehru Medical College
Allahabad, India

DR D. S. SOGI

Department of Food Science and
Technology
Guru Nanak Dev University
Amritsar, Punjab

DR. M. SHAFIUR RAHMAN

Department of Food Science and Nutrition
Sultan Qaboos University
Sultanate of Oman

Dr. KULDEEP KUMAR

University College of Medical Sciences and
GTB Hospital, New Delhi

Ms. VANDANA MISHRA

Centre of Food Technology
University of Allahabad,
Allahabad, India

Dr. JINTANAPORN WATTANATHORN

Department of Physiology
Faculty of Medicine, Khon Kaen
University, Thailand

**Dr. LATIFAH MOHAMMED
AL-OBOUDI**

Department of Nutrition and Food
Sciences, Princess Nora Bint Abdulrahman
University, Riyadh, Saudi Arabia

Dr. ANBUPALAM THALAMUTHU

Genome Institute of Singapore
Singapore

RESEARCH PAPER**OPEN ACCESS**

FREEZE DRYING- A NOVEL PROCESSING FOR FRUIT POWDERS

VINOD KUMAR. P¹, K. SUNEETHA², K.V SUCHARITHA³**ABSTRACT**

The invention of thermal processing by Nicholas Appert, a French confectioner brought a new era of research in food processing. Different procedures can be employed for thermal processing. It is still necessary to design a process that deliver the required minimum heat treatment. Today consumer demands much more than just safe and shelf stable food, including primarily higher quality food with greater convenience. Food processors look for more energy-efficient, cost-effective and high-speed processing technologies. Thermal processing can be achieved by a variety of techniques. Freeze drying is a special case of vacuum drying. Removal of moisture is a result of sublimation of water, without a phase change from solid to liquid. The restricted movement of liquid water preserves the original structure of the food material. In the present research the quality of jack fruit powder developed by applying dehydration or drying and freeze drying techniques was studied and compared. The nutrient quality and reconstititional properties were studied by analysis. Vitamin A and C (AOAC Procedure) and acceptability were studied using five point hedonic scales. The Vitamin 'A' and 'C' content in dried powder (DP) was 150.45 IU AND 2.15 mg per/100g and in freeze dried powder (FP) was 250.68 IU and 5.92mg/100g of Jack fruit powders respectively. Juice was prepared using the powders and compared with fresh juice (Control). The Sensory scores for color, taste, flavor of freeze dried Jack fruit powder was equal to the fresh juice. Freeze drying is an appropriate technology for fruits and vegetables than conventional dehydration techniques.

KEY WORDS:**Jack Fruit, Dehydration, Freeze drying, Dried Powder.****INTRODUCTION**

The Jackfruit (*Artocarpus Heterophyllus*) is a species of tree of the mulberry family

(Moracea) and its fruit, native to South Western India, Bangladesh and Srilanks, and possibly also east to the Malay Peninsula. It is an evergreen tree growing

^{1,2,3} Department of Home Science, Sri Venkateswara University, Tirupathi-517 502, INDIA
(Author for Correspondence; Email: vinnukumar9@gmail.com).

to 10-15m tall. The leaves are alternately arranged, elliptical, 5-25 cm long and 3-12 cm broad, often lobed on young trees but entire on mature trees. Jackfruit is widely grown in south and Southeast Asia. It is also grown in parts of central and eastern Africa, Brazil, and in islands of West Indies such as Jamaica. It is the national fruit of Bangladesh and Indonesia. The tree is well adapted to humid tropical to tropical to tropical climates. A tree may yield as many as 150 large fruits annually attached to the trunk and its lateral branches. While some exotic varieties bear 250 to 500 fruits per year. The fruiting capacity of a tree depends upon the input supply, weather conditions, and protection from the insect pests and diseases. Jackfruit (*Artocarpus heterophyllus* L) is a good source of vitamins (especially vitamin A from β -carotene) fibre and minerals. It can be incorporated into a product to increase the nutritional content. It possesses wide variety of nutritional element such as carotene, Vitamin-B1, Vitamin-B2 and potassium. Fructose, Glucose and sucrose found to be the major sugars : carpic, myristic, lauric, palmitic, oleic, stearic, linoleic and arachidic acid found as major fatty acids with varying proportions in different part of jackfruit. Jackfruit crop matures in March to June, being highly perishable, Jackfruit bulbs has a limited shelf-life. Consequently, there is a need to utilize this crop for production of shelf stable products. The marginal growers cannot invest on big processing plants, thus the need arises to develop a suitable low-cost technology for dehydration of jackfruit so that a large number of Small growers could be benefited another method also used to prepared that is

freeze drying method. It is a high-cost technology process. The preservation of foods as powder concentrate has received increased attention in recent years. A number of investigators have devoted their attention towards preparing powders. The aim of this research was to investigate the effect of dehydrating processing techniques hot air oven and freeze drying on the jack fruit powder..

MATERIAL AND METHODS

Tropical fruit powders have a large export potential because of their inherent advantages of weight reduction and product stability. The unripe starchy fruits are cut into slices, dried in a hot air oven dryer, powdered and packed. Freeze drying is a relatively innovative method of preparing dehydrated food powders. Fruit powders are often used in making juices. The jackfruit required for the preparation of powder was purchased from the local fruit market. (Figure No.1).

STANDARD PROCEDURE FOR JACKFRUIT POWDER:

The fresh and matured fruits were selected. The fruit maturity was indicates by hollow sound when tapped, spines and skins become flattened and wider; and developed a strong aroma. Cut fruit in half lengthwise. Carve out the sticky central core. Scoop out the individual fruitlets (bulbs). Sort bulbs according to size maturity and colour. Cut the end of the bulbs to remove the seeds. (Figure No. 2).

PREPARATION OF SAMPLE FOR

HOT AIR OVEN DRYING:

The fresh good fruit bulbs were collected and seeds were separated. The bulbs were cut into small pieces and are kept in aluminium trays. The quantity of the fruit taken was 1 kg. The aluminium trays were kept in hot air oven and the temperature was maintained at 600C. The total time taken for drying was 30 hrs. Drying was not done continuously; at a gap of 24 hrs the samples were dried. The samples were powdered in a mixer and sieved final quantity of powder was 178g. Powder was collected in polythene bags and stored in cool and dry place. (Figure No.3 and Photo No.1).

PREPARATION OF SAMPLE FOR FREEZE DRYING:

The fresh good fruit bulbs were collected and seeds were separated. The pulp is extracted from the bulbs. The collected pulp, was measured and powdered freeze drying flasks and kept for freeze drying. The flasks are set to the freeze dryer. The temperature is maintained at -400C and the vacuum is maintained at 86 m and dried for 40hours. Drying was not done continuously, at a gap of 24 hrs the sample were dried. The obtained powder was 160gm the powder was collected in polythene bags and is stored in cool and dry place. (Figure No.4 and Photo No.2).

PHYSICO CHEMICAL ANALYSIS

Moisture Estimation

About 3 g of the material is weighed into a weighed moisture box and dried in an oven at 100 to 1050C and cooled in a desiccator.

The process of heating and cooling is repeated till a constant weight is achieved.

$$\text{Moisture \%} = \frac{\text{Initial Weight} - \text{Final Weight}}{\text{Weight of the Sample}} \times 100$$

NUTRIENT ANALYSIS

Vitamin-A Estimation

Dissolve 2.5 gms weighted with an accuracy of 0.1 percent, in 5 ml of pentane R and dilute with 2-propanol R1 to a presumed concentration of 10 IU/ml to 15 IU/ml. Measure the absorbance (2.2.25) at the absorption maximum at 326 nm. Calculate the activity of Vitamin-A in international units per gram from the expression.

$$\text{Vitamin - A} = \frac{A_{326} \times V \times 1900}{100 \times m}$$

Note:

A_{326} = Absorbance at 326 nm

m = Mass of the substance to be examined in grams.

v = total volume to which the substance to be examined is diluted to give 10 IU/ml – 15 IU/ml.

1900= Factor to convert the specific absorbance of esters of rational into international units per gram.

Vitamin-C Estimation

Weight A quality equal to 100 mg of Vitamin C or pipette out A volume equal to that of 100 mg of Vitamin C in a Conical flask + 15 ml of Dil.H₂SO₄. warm the solution. Cool and add 5 ml of starch solution and titrate with N/10 Iodine, to blue colour. Each ml of 0.1 M iodine = 8.806 mg.

Yield of jackfruit powder

The jackfruit bulbs yield can be calculated by weighting before and after drying. The

final yield of jackfruit bulbs powder can be calculated by weighting.

$$\text{Powder yield \%} = \frac{\text{Initial Weight} - \text{Final Weight}}{\text{Weight of the Sample}} \times 100$$

Shelf life studies

Shelf-life studies was conducted to know the keeping quality of the jack fruit bulbs powder developed by different methods drying at the laboratory. The powder were evaluated at an interval of 0-7 days. The powders were also stored in two different temperatures that is one room temperature and the another samples in refrigerator at 4-60.

Organoleptic Evaluation

Sensory evaluation was conducted for jackfruit bulbs powder by preparing juice with the developed powder. Evaluation was an important part of the process for developing new food products. The trails carried out at the laboratory were evaluated through sensory evaluation to test the acceptability and in turn to standardize the product. The procedure followed for sensory evaluation was given below.

RESULTS AND DISCUSSIONS

The preservation industry at present is able to utilize less percent of the total production for conversion into products like canned fruit juices and their beverages, pulps, powders, squashes, jams and jellies. The quality of the processed products can also be improved by up grading some of the preservation practices. Preservation of foods as powders concentrate has received increased attention in recent years.

JACK FRUIT POWDER YIELD:

The yield of jack fruit powder was presented in table no;1 the jack fruit powder yield by hot air oven was 1000g and after drying the yield was 178g. Initial weight of raw material and final yield of freeze drying sample was 1000g and 160g respectively. There is no significant difference in the yield of the powder between the hot air oven and freeze drying methods. (Table No.1)

EFFECT OF DRYING ON THE QUALITY OF DEHYDRATED POWDER:

The powder developed as such was subjected to sensory evaluation. The fresh powders were given to panel members to evaluate in all the sensory attributes. The mean scores of sensory evaluation was presented in Table No.7. The mean sensory scores for colour, taste, flavour of the hot air oven dried sample was 4.1, 4.1 and 4.0 and in the freeze dried sample was 4.3, 4.4 and 4.1 respectively, comparatively the freeze dried sample has retained a good colour than hot air oven dried sample. (Table No.2, Figure No. 5 and Photo No. 3)

PHYSICO CHEMICAL ANALYSIS:

Moisture Estimation

The moisture content was estimated in the samples before and after storage of 7 days was presented in Table No.8. The initial and final moisture content of the samples dried in hot air oven and stored at room temperature and refrigerated temperature was 5.9 and 6.0 and 6.2 percent respectively. The initial and final moisture content in freeze dried samples was 5.4 and 5.5 percent

at room temperature and refrigerated sample was 5.7 percent respectively. There was a significant difference in the moisture content of the samples dried in hot air oven and freeze drier after seven days.

Subramanian et al (1976) notice that freeze dried fruit juice powder when packed in cans or pouches and flushed with nitrogen, the moisture content was less than one percent had a storage life of one year. (Table No.3 and Figure No.6)

Estimation of Vitamin- A

The vitamin-A content of the samples before and after storage was presented in Table No.9 the vitamin-A content of the sample dried in hot air oven and stored in room temperature and refrigerator sample was 150.45 IU. The vitamin-A content in freeze dried sample were 250.68 IU in room temperature and refrigerated sample. There was no significant different in the vitamin-a content of the sample dried in hot air oven and freeze drier.(Table No.4 and Figure No.7)

Estimation of Vitamin-C

The vitamin-C content was estimated in the samples before and after storage of 7 days was presented in Table No.10. The vitamin-C contents of the samples dried in hot air oven and stored in room temperature and refrigerated samples was 2.15 mg. The vitamin-C content in freeze dried samples was 5.92 mg in room temperature and refrigerated temperature. There was a significant difference in the vitamin-C content of the sample dried in hot air oven and freeze drier. The samples of freeze drying was 5.92 mg. which was double the fold more than hot air oven.

Because in freeze drying the samples were not exposed to high temperature.(Table No.5 and Figure No.8)

RECONSTITUTIONAL PROPERTIES OF JACK FRUIT POWDER

Jack fruit is a seasonal fruit the main objective of the study was to develop powders. So that they can be used in unseason. Juice was prepared to sensory evaluation. The amount of powder to be added to prepare 100ml of juice was standardized by organoleptic evaluation. The standardization amount of powder to be used was presented in the (Table No.6)

The mean sensory score of the samples represents that of all the samples in all the sensory attributes, 'T3' sample in which 7.5 g at jack fruit hot air oven dried sample scored high in all the sensory attributes. So the sample T3 was kept for shelf life and studied for reconstitution properties before and after storage.

The sensory evaluation results were presented in (Table No.7.a., 7.b. Figure No.9.a., 9.b. and Photo No. 4) The mean sensory score of the samples represents that of all the samples in all the sensory attributes, 'T3' sample in which 7.5 g at jack fruit hot air oven dried sample scored high in all the sensory attributes. So the sample T3 was kept for shelf life and studied for reconstitution properties before and after storage.

RECONSTITUTIONAL PROPERTIES OF POWDERS

Organoleptic evaluation is the important

essential requirement to decide the acceptability of the product which will decide the shelf life of any product as it is , subjective sensory evaluation mainly depending upon on the human liking the acceptability toward the various sensory attributes. (Table No.8)

The reconstitution properties of the developed powders was studied by preparing juices with the powders, and subjected to set of panel members. The sensory evaluation results revealed that the sensory scores for the colour of hot air oven dried sample kept at room temperature and refrigerator and freeze dried (Room temperature and refrigerator) was 4.1, and 4.2 respectively. The colour of the control was 4.1 (Fresh jack fruit juice) which is nearer to the freeze dried sample. After the storage the sensory evaluation results revealed that the sensory scores of the colour of hot air oven dried sample kept at room temperature and refrigerator and freeze dried (Room temperature and Refrigerator) was 3.9, 3.8 and 3.8, 4.0 respectively. The sensory scores of the taste of hot air oven dried sample kept at room temperature and refrigerator and freeze dried (Room temperature and refrigerator temperature) was 4.1, and 4.3 respectively. The taste of the control was 4.2 which is nearer to the freeze dried sample. After the storage the sensory evaluation results revealed that the sensory scores of the taste of hot air oven dried sample kept at room temperature and refrigerator and freeze dried (Room temperature and Refrigerator) was 3.5, 3.6 and 3.7,3.8 respectively. The taste of the control was 4.2 which is higher than hot air oven and freeze dried samples. Among the samples near to control the

freeze drying sample. The sensory scores of the flavours of hot air oven dried sample kept at room temperature and refrigerator temperature and freeze dried (room temperature and refrigerator temperature) was 4.0 and 4.2 respectively. The flavour of the control was 4.2 which is nearer to the freeze dried sample. After the storage the sensory evaluation results revealed that the sensory scores of the flavour of hot air oven dried sample kept at room temperature and refrigerator temperature and freeze dried (room temperature and refrigerator temperature) was 3.5, 3.5 and 3.8, 3.9 respectively.

The sensory scores of the texture of hot air oven dried sample kept at room temperature and refrigerator temperature and freeze dried (room temperature and refrigerator temperature) was 4.5 and 4.5 respectively. The flavour of the control was 4.2 which is nearer to the freeze dried sample. After the storage the sensory evaluation results revealed that the sensory scores of the texture of hot air oven dried and freeze dried was (room temperature and refrigerator temperature) was 3.8, 3.9 and 3.9, 4.0 respectively. The sensory scores of the overall acceptability of hot air oven dried sample kept at room temperature and refrigerator temperature and freeze dried (Room temperature and refrigerator temperature) was 4.4 and 4.6 respectively. The flavour of the control was 4.2 which is nearer to the freeze dried sample. After the storage the sensory evaluation results revealed that the sensory scores of the overall acceptability of hot air oven dried and freeze dried was (Room temperature and refrigerator temperature) was 3.6, 3.7 and 3.8, 3.8 respectively. The results

revealed that the hot air oven and freeze dried samples of jack fruit powders were acceptable and reconstitution properties of the powders were acceptability. Among the two techniques the freeze dried powders were good in all sensory attributes and also retention of nutrients.

CONCLUSION

The main objective of the study was to study the effect dehydrating processing techniques hot air oven and freeze drying on the jack fruit powder. The loss of moisture, yield of the product, nutrient content of vitamin-A and vitamin-C and acceptability was studied. The study also envisage to use the developed dried jack fruit powders in the preparations of the juice and the acceptability of these powders were also studied by sensory evaluation and keeping quality. Jack fruit was selected and two different driers using hot air oven drier and freeze drier was studied the effect of these two drying methods on the moisture content was hot air oven dried powder 5.9% and freeze dried powder 5.4%: vitamin-A content of the hot air oven dried powder was 150.45 IU and freeze dried powder was 250.68 IU, and vitamin-A-C content of the hot air oven dried powder was 2.15 mg and freeze dried powder was 5.92 mg. The freeze dried powders contain higher nutrient retention than hot air oven dried powder. Because in freeze drying samples were not exposed to high temperature. The dried powders were subjected to sensory evaluation in the form of juice. To prepare juice amount of powder was standardized. To 100ml of juice preparation 7.5g of powder was acceptable in all the sensory attributes. The

powders were kept for storage for a period of seven days. Powders were subjected to sensory evaluation in the form of juice before and after storage. The samples were also stored in two different temperatures that is room temperature and refrigeration at 4-60C. The sensory evaluation attributes revealed that the freeze dried sample stored at refrigerator scored equal to fresh juice in all the attributes. The sensory scores at the control (fresh fruit juice) and freeze dried (refrigerator sample) after storage for colour was 4.1, 4.00 taste was 4.2, 3.8 flavour was 4.2, 3.9 texture 4.2, 4.0 and overall acceptability was 4.2, 3.8 respectively. Freeze drying comparatively found to be better drying method then the hot air oven drying method, because of the better rehydration, better colour, flavour, taste, texture and overall acceptability better nutrient content of vitamin-A and vitamin-C.

REFERENCES

- ◆ Abdoellah, O.S.(1990) Home gardens in java and their future development. Pp. 69-79. In: Landauer, K., and M. Brazil (eds.). Tropical Home Gardens. United nations University press, Tokyo.
- ◆ Acedo JR.A.L. (1992). Jackfruit Biology, Production, use, and Philippine Research. Monograph Number I. Forestry/Fuelwood Research and Development (F/FRED) Project, Arlington, Virginia.
- ◆ Arlington, Virginia. Anonymous (1998). Comoro Islands. Worldmark Encyclopeida of Nations. Africa. Gale. Detroit.
- ◆ BhagMal Y.S. Ramanani and V. Ramanatha Rao (2001). Conservation and Use of Native Tropical Fruit Species Biodiversity in Asia, Proceedings of the First Annual Meeting of

- Tropical Fruit Genetic Resources Project, Pattaya, Thailand, 6-9 Feb., IPRI
- ◆ Bose, T.K. (edit). (1985). *Fruits of India, Tropical and Sub-tropical*. Naya Prakash, 206 Bidhan Sarani, Calcutta, India.
 - ◆ Campbell, R.J., and N. Ledesma. (2003). *The Exotic Jackfruit: Growing the World's Largest Fruit*. Fairchild Tropical Garden, Coral Gables, Florida.
 - ◆ Clarke, W.C., and R.R. Thaman. (1993). *Agroforestry in the Pacific Isalands: Systems for Sustainability*. United Nations University Press, Tokyo.
 - ◆ Coronel, R.E. (1986) *Promising Fruits of the Philippines*. University of the Philippines at Los Banos, College of Agriculture, Laguna.
 - ◆ Crane, J.H., C.F. Balerdi, and R.J. Campbell. (2002). *The Jackfruit (Artocarpus heterophyllus Lam.) in Florida*. Fact Sheet HS-882. Horticultural Sciences Department, Florida Cooperative Extension Service, institute of Food and Agricultural Sciences, University of Florida, Gainesville.
 - ◆ Elevitch, C.R., K.M. Wilkinson, and B. Mathews. (1998). *Mulch from hedgerows of nitrogen fixing trees affects soil nutrient levels in a jackfruit orchard*. Forest Farm and Community Tree Research Reports 3: 21-25.
 - ◆ Elevitch, C.R., and K.M. Wilkinson. (1999). *Orchard Alley Cropping in the Subhumid Tropics*. Permanent Agriculture Resources, Holualoa, Hawai'i.
 - ◆ Elevitch, C.R., and K.M. Wilkinson. (1999). *A Guide to Orchard Alley Cropping For Fertility, Mulch and Soil Conservation*. Permanent Agriculture Resources, Holualoa, Hawai'i.
 - ◆ Elevitch, C.R., and K.M. Wilkinson (eds.) (2000). *Agroforestry Guides for Pacific Island*. Permanent Agriculture Resources, Holualoa, Hawai'i.
 - ◆ Falanruw, M.V.C. (1990). *The food production system of the Yap Isalands*. Pp. 94-104. In: Landauer, K., and M. Brazil (eds.). *Tropical Home Gardens*, United Nations University Press, Tokyo.
 - ◆ Fosberg, F.R., M. Sachet, and R. Oliver. 1979. *A Geographical Checklist of the Micronesian Dicotyledonae*. Micronesia Volume 15: 1-295.
 - ◆ Food and Agriculture Organization of the United Nations (FAO). 1985. *Fruit Bearing Forest Tress*. FAO, Rome.
 - ◆ Garner, R.J. and Chaudhri, S.A. (eds.). (1976). *Commonwealth Bureau of Horticulture and Plantation Crops The propagation of tropical fruit trees*. Horticulture Review, Commonwealth Bureau of Horticulture and Plantation Crops. United Nations Food and Agriculture Organization., Farnaham Roy: Commonwealth Agricultural Bureaux, UK: 4, 566.
 - ◆ Gunasena, H.P.M. (1993) *Documentary Survey on Artocarpus heterophyllus (Jackfruit) in Sri Lanka*. Monograph Number 2. Forestry / Fledwood Research and Development (F/FRED) Project, Winrock International, Arlington, Virginia.
 - ◆ Haq, N. (2006). *Jackfruit, Artocarpus heterophyllus*, Southampton Centre for Underutilised Crops, Southampton, UK.
 - ◆ Hocking, D., A. Hocking, and Islam, K. (1996.) *Trees on farms in Bangladesh: 3. Farmers' species preferences for homestead trees, survival of new tree planting, and main causes of tree death*. *Agroforestry System* 33(3): 231-247
 - ◆ Houssain, M.K., and T.K. Nath. (2002). *Artocarpus heterophyllus Lam.* In: Vozzo, J.A. (eds.). *Tropical Tree Seed Manual*. Agriculture Handbook 721. U.S. Department of Agriculture Forest Service, Washington, Dc.

- ◆ Kader, Adel A. 2002. Jackfruit. Post-harvest Technology Resource Information Centre, Department of Pomology, UC, Davis, Calif. USA.
- ◆ Morton, J. (1987). Fruits of Warm Climates. Julia F. Morton, Miami, Florida.
- ◆ Nachiket Kotwaliwale, Promod Bakanl and Ajay Verma (2007). Journal of Food Engineering, volume 78, Issue 4, Page No: 1207-1211.
- ◆ Namtip Leeratanarak, Sakamon Devahastinanal Naphaporn Chewchan (2006), Journal of Food Engineering, Voume 7, Issue 3, Page no: 635-643
- ◆ Neal, M. (1965). In Gardens of Hawaii. Bishop Museum, Honolulu.
- ◆ Punam, Mohd. Salleh, Abd. Shukor Abd. Rahman, Latifa Mohd. Norr, Pouziah Muda, Ahmad Tarmizi Sopil, Rohani Md. Yon and Faridah Mohd. Som. 2000. Establishment of quality assurance system for minimally processed jackfruit. Quality Assurance in Agricultural Produce. ACIA Proceedings 100, Mardi. Kuala Lumpur, Malaysia.
- ◆ Ramesh, B.R. No Date. Vegetation types in the Western Ghats.
- ◆ Rashid, M.M. (ed.). (1997). Fertilizer Recommendation Guide. (1997). Soils Publication No. 41. BARC, Farm Gate, Dhaka, Bangladesh.
- ◆ Rosana G. Moreira (2007), Journal of Food Engineering, volume 78, Issue 4, Page No: 1207-1211
- ◆ Rowe-Dutton, P. (1976). Artocarpus heterophyllus, Jackfruit, In: Garner, R.J. and Chaudhri, S.A. (eds.). (1976). Commonwealth Bureau of Horticulture and Plantation Crops The propagation of tropical fruit trees. Horticultural Review, Commonwealth Bureau of Horticulture and Plantation Crops. United Nations Food and Agriculture Organization., Farnham Royal; Commonwealth Agricultural Bureaux, UK: 4, pp 269-289.
- ◆ Salim, A.S., A.J. Simons, C. Orwas, J. Chege, B. Owuor, and A. Mutua. (2002). Agroforestry database. World Agroforestry Centre, Nairobi, Kenya.
- ◆ Smith, S.C. (1981). Flora Vitiensis Nova: A New Flora of Fiji, Vol.2. National Torpical Botanical Garden, Lawa'I, Hawai'i.
- ◆ Soepadmo, E (1992). Artocarpus heterophyllus Lam. In: Verheiji, E.W.M., and R.E. Coronel (eds.). Plant Resources of South East Asia 2. Edible Fruits and Nuts. PROSEA, Bogor, Indonesia.
- ◆ Sonwalkar, M.S. 1951. A study of jackfruit. (Artocarpus integrifolia) seeds. Indian Journal Horticulture.8 (2): 27-30 [India].
- ◆ Thaman, R.R., and I. Ali. (1993). Agroforestry on smallholder sugar-cane farms in Fiji. In: Clarke, W.C., and R.R. Thaman (eds.). Agroforestry in the Pacific Isalands: systems for Sustainability. United Nations University press, Tokyo.
- ◆ Verheij. E.W. M. and R.E. Coronel. (1992.). Plant Resources of South East Asia. Edible Fruits and Nuts. PROSEA, Bogor, Indonesia.
- ◆ Whistler, W.A. (2000.). Plants in Samoan Culture: The Ethnobotany of Samoa. Isle Botanica, Honolulu.
- ◆ Wilkinson, K.M., and C.R. Elevitch. (2003.). Propagation protocol for production of container Artocarpus beteroophyllus Lam. Plants; Permanent Agriculture Resources, Holualoa, Hawai'i. In: Native Plant Network. Forest Research Nursery, College of Natural Resources, University of Idaho, Moscow, Idaho.

Figure 1: Research of Jack Fruit Powder

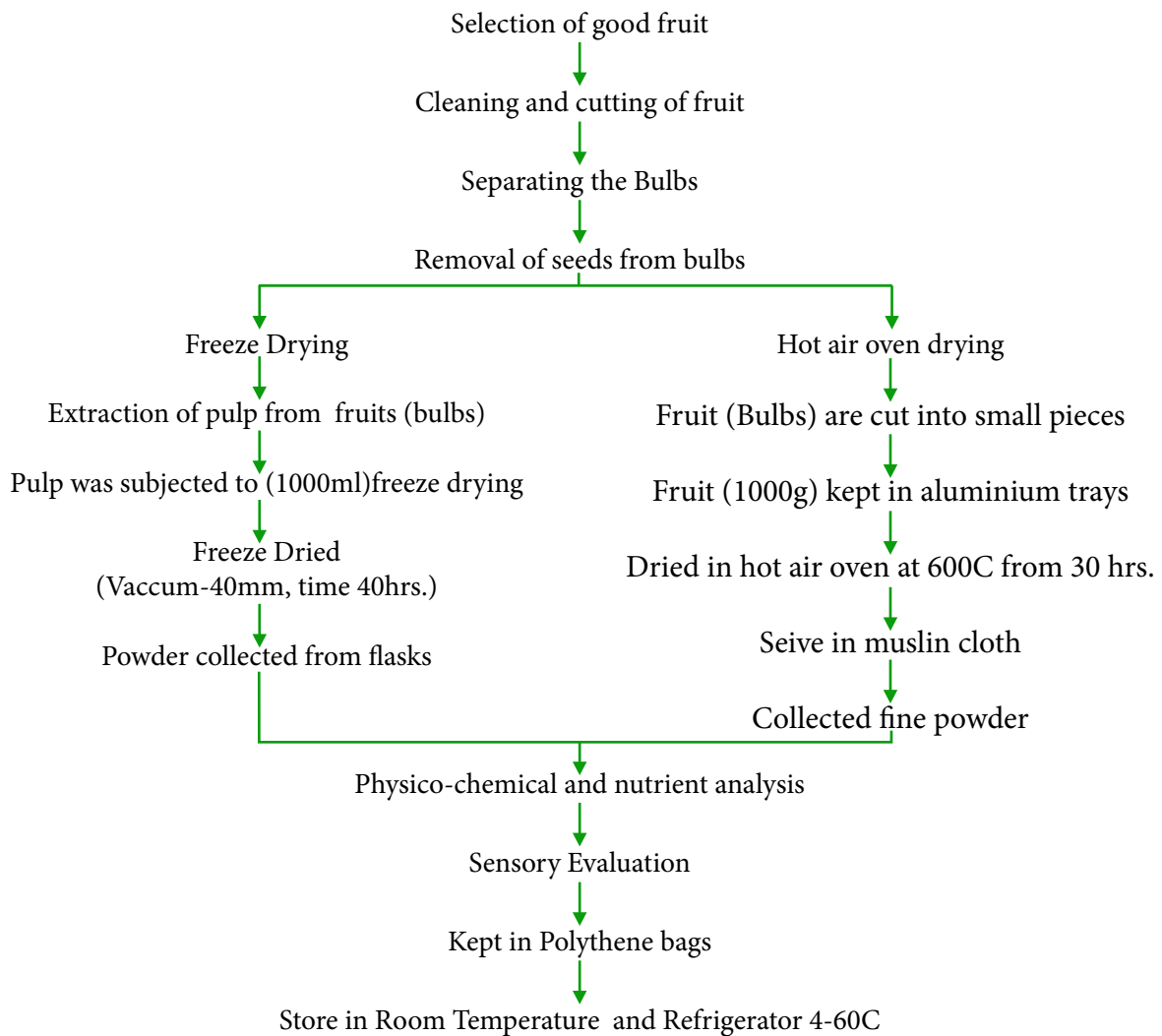


Figure 2: Flow chart for preparation of sample

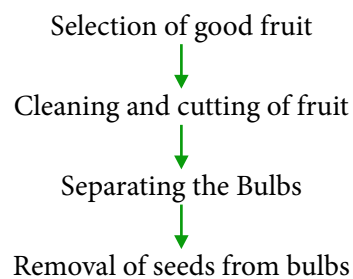


Figure 3: Flow chart jackfruit powder dried in hot air oven.

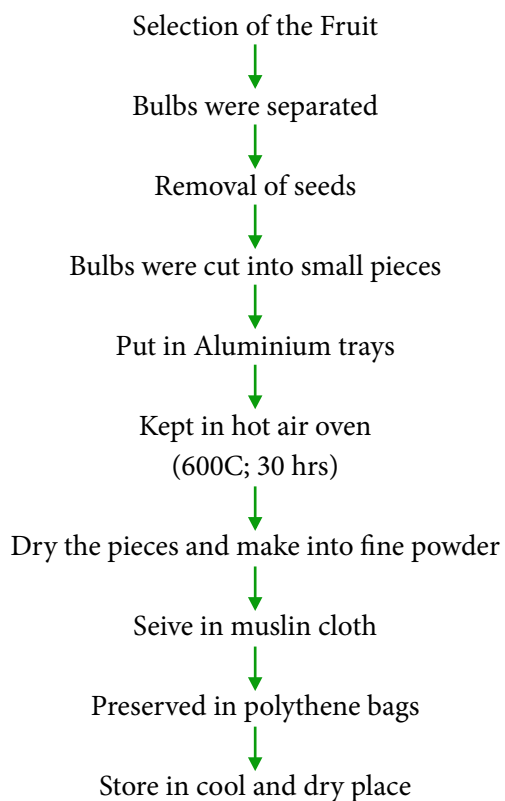


Figure 4: Flow chart jackfruit powder dried in freeze dryer

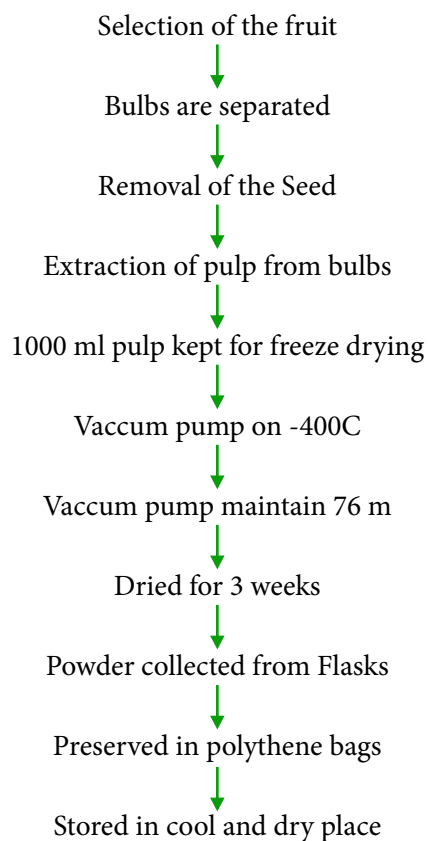


Photo 1: Preparation of Jack Fruit Sample in Hot Air Oven Drier



Photo 2: Preparation of Jack Fruit Powder in Freeze Drier



Table 1: Jack fruit powder yield from hot air oven and freeze drying method.

S. No	Powder yield	Hot Air Oven Drying	Freeze drying
1.	Initial weight of the raw material (g)	1000	1000
2.	Final weight of the material (g)	178	160
3.	Power yield (%)	17.8	16.0

Table 2: Mean sensory scores of developed jack fruit powder by different methods of drying

S. No	Sensory Attributes	Hot Air Oven Drying	Freeze drying
1.	Colour	4.1	4.3
2.	Taste	4.1	4.4
3.	Flavour	4.0	4.1
4.	Texture	4.5	4.5
5.	Overall acceptability	4.5	4.6

Figure 5: Mean Sensory Scores of developed Jack Fruit Powder by different Methods of Drying

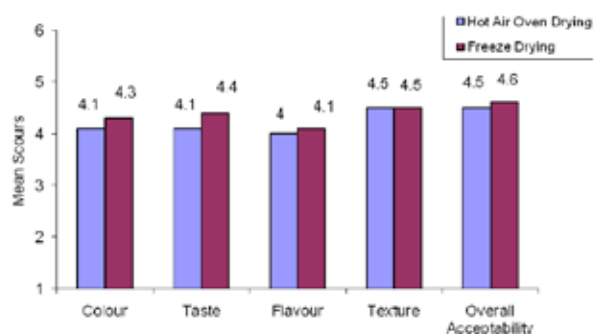


Photo.3: Hot Air Oven and Freeze Drier Jack Fruit Powders



Figure 6: The percent Moisture Content of Sample Before and After Storage

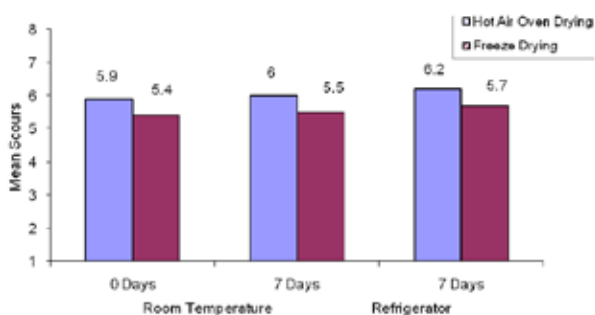


Table 3: The percent moisture content of sample before and after storage

S. No	Samples	Moisture (%)	
		0 day	7 days
1.	Hot air oven dried powder		
	Room temperature	5.9	6.0
	Refrigerator Temperature	----	6.2
2.	Freeze dried powder		
	Room temperature	5.4	5.5
	Refrigerator Temperature	----	5.7

Figure 7: The Vitamin – A Content of Samples Before and After Storage

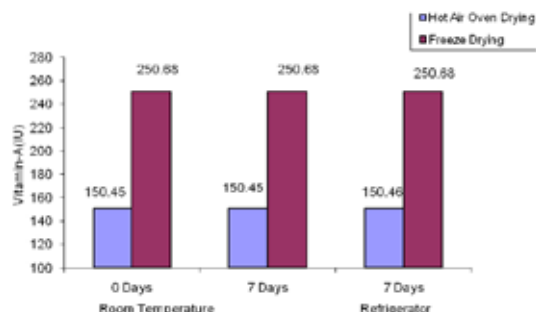


Figure 8: The Vitamin – C Content of Samples Before and After Storage

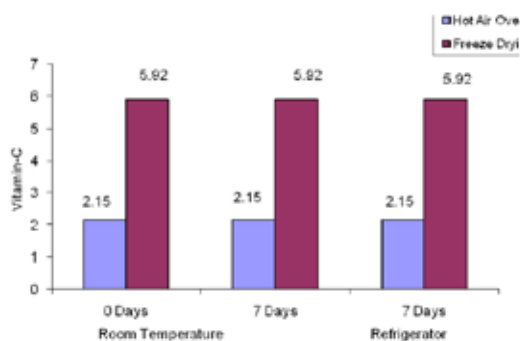


Table 6: Standardization of Juice Using Jack Fruit Powder

S. No	Particulars	Samples			
		T1	T2	T3	T4
1	Jack Fruit Powder (g)	2.5	5.0	7.5	10.0
2	Sugar (gr)	10	10	10	10
3	Water (ml)	100	100	100	100

Table 4: The vitamin-A content of the samples before and after storage

S. No	Samples	Vitamin-A (IU)	
		0 day	7days
1.	Hot air oven dried powder		
	Room temperature	150.45	150.45 01
	Refrigerator Temperature	----	150.46
2.	Freeze dried powder		
	Room temperature	250.68	250.68 01
	Refrigerator Temperature	----	250.68

Table 5: The vitamin-C content of the samples before and after storage

S. No	Samples	Vitamin-C (mg)	
		0 day	7days
1.	Hot air oven dried powder		
	Room temperature	2.15	2.15 01
	Refrigerator Temperature	----	2.15
2.	Freeze dried powder		
	Room temperature	5.92	5.92 01
	Refrigerator Temperature	----	5.92

Table 7 (a): Mean sensory evaluation and overall scores for hot air oven dried powder juice samples.

S. No	Samples	Flavour	Texture	Colour	Taste	Overall acceptability
1	T1	3.5	3.6	3.7	3.7	3.7
2	T2	3.9	3.9	4.0	4.0	3.9
3	T3	4.0	4.5	4.1	4.1	4.4
4	T4	3.7	3.5	3.5	3.6	3.6

Table 7(b): Mean sensory evaluation and overall scores for Freeze dried powder juice samples.

S. No	Samples	Flavour	Texture	Colour	Taste	Overall acceptability
1.	T1	3.6	3.7	3.9	3.5	3.7
2.	T2	3.9	3.9	4.1	3.9	3.9
3.	T3	4.2	4.5	4.2	4.3	4.6
4.	T4	3.9	4.0	3.9	3.9	3.9

Photo 4: Preparation of Juice with Jack Fruit Powders
A: Freeze Dried Jack Fruit Powder Juice
B: Hot Air Oven Dried Jack Fruit Powder Juice



Figure 9a: Mean Sensory Evaluation and Overall Scores for Hot air oven Dried Powder Juice Samples

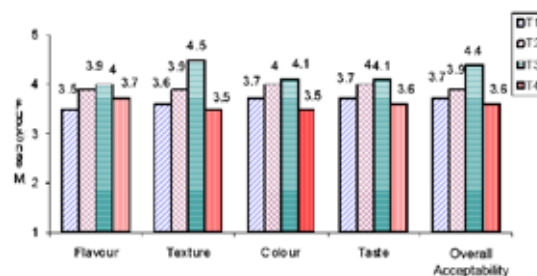


Figure 9b: Mean Sensory Evaluation and Overall Scores for Freezed Dried Powder Juice Samples

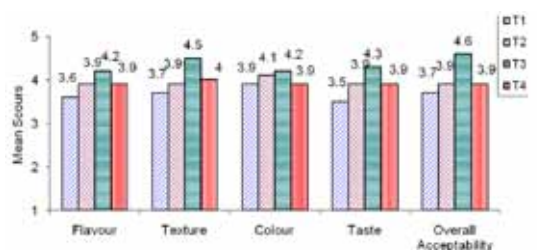


Table 8: Sensory evaluations of standardized jack fruit powder juice samples before and after storage.

S. No	Samples	Colour		Taste		Flavour		Texture		Overall acceptability	
		0day	7day	0day	7day	0day	7day	0day	7day	0day	7day
1.	Fresh juice (Control)	4.1	---	4.2	---	4.2	---	4.2	---	4.2	---
2.	Hot air oven dried powder										
a)	Room temperature	4.1	3.9	4.1	3.5	4.0	3.5	4.5	3.8	4.4	3.6
b)	Refrigerator temperature		3.8		3.6		3.5		3.9		3.7
3.	Freeze dried powder										
a)	Room temperature	4.2	3.9	4.3	3.7	4.2	3.8	4.5	3.9	4.6	3.8
b)	Refrigerator temperature		4.0		3.8		3.9		4.0		3.8