

## NEW RESULTS FROM AN EXPERIMENTAL STUDY ON THE STABILISATION OF SOIL USING COIR FIBRE, FLY ASH, AND CaCl<sub>2</sub>

<sup>1</sup>Laskar Shirisha,<sup>2</sup>Mohammed Nizamuddin Chowdhary,<sup>3</sup>Gondala Swaroop

<sup>1,2,3</sup>Assistant Professor

Department of Civil Engineering

Kshatriya College of Engineering

### ABSTRACT

As a result of the fact that stabilisation of soil may enhance its technical capabilities, both chemical and mechanical methods of stabilisation are now in use. In this particular research project, expansive soils are made more stable by incorporating Coir fibre, flyash, and CaCl<sub>2</sub>. It is to your benefit to utilise coconut coir fibre to improve soil quality since these fibres are not only inexpensive but also easily accessible in your area and kind to the environment. Experiments were carried out with the purpose of determining whether or not Coconut Coir Fibre (Natural Fibre) had a stabilising impact on the qualities of the soil. The fly ash that is formed as a byproduct of the burning of subbituminous coals has self-cementing properties and may be put to use in a broad variety of applications that need stabilisation. Therefore, the purpose of this work is to present the findings of a laboratory study that was conducted on soil that had fly ash added to it and that had been reinforced with coir fibres. Furthermore, this paper illustrates that discrete and randomly dispersed coir fibres are effective in strengthening the bearing capacity of soil. The performance of Coir fibre, CaCl<sub>2</sub>, and fly ash is evaluated using a number of different tests, including unconfined compressive strength (UCS), swelling index test (SI), direct shear test (DST), and California Bearing Ratio test (CBR). The addition of fly ash and CaCl<sub>2</sub> has resulted in a reduction in the swelling index of the soil.

UCS studies on soil at their respective moisture contents are used to investigate the efficacy of Coir fibre as a soil amendment. In addition, the swelling index test, the CBR test, and the direct shear test are carried out on the stabilised soil. According to the findings of the UCS and CBR tests, the soil that was improved by the addition of 20% fly ash and 15% solution had superior results. It has been shown that soil samples that have been blended with different proportions of coir fibre, CaCl<sub>2</sub>, and fly ash are more resilient than regular soil samples.

### I. INTRODUCTION

#### 1.1 SOIL STABILIZATION

Soil adjustment is the difference in no less than one soil properties, by mechanical or manufactured means, for rolling out improvement

of sensitive soil material having the pined for outlining properties. The earth properties can be improved and the nature of soil can be extended by using substance alteration. The mechanical and the substance modification strategies that are used as a piece of the earth change rely upon decreasing the void rate by compacting or changing the grain gauge by adjustment of the particle measure synthesis of soil. The compound change system conveys a predominant nature of sensitive soil with higher quality and sturdiness than using mechanical modification strategy. The substance alteration system in like manner depends on upon the manufactured included substances and the soil particles which convey a strong commitment of the particles of the earth. There are diverse characterizations of soil alteration systems, for instance, vibration, additional charge stack, assistant help change by essential fill, admixtures, and grouting and distinctive strategies. Systems to settle the fragile soil, for instance, using skimming stores, stone areas, vertical channels and substitution technique are a few; in any case, they are costly and old procedures. The earth properties can be improved and the nature of soil can be extended by using substance alteration.

Distinctive research office tests have been coordinated for choosing capacity of Soil. The factors for picking manufactured for modification of soil depend on upon the reason, soil quality looked for, and toxic quality. This wander focuses on sensitive soil. Geotechnical masters will go up against numerous troubles with sensitive soil foundation as the fragile soils present issues related to unflinching quality and settlement.

The most issue that they would confront is that the properties of soil which can't fulfill the specific essentials. In light of the sort of soil, it is typical that the improvement of freeways will defy challenges the extent that sensitive soil change. With the speedy change of road improvement, the settlement of fragile soil has transformed into the issue for thoroughfare design. Right when stature of a road bank to be worked over the sensitive soil, the stress in fragile soils is extending, so does the strain or settlement of the sensitive soils. Most shocking yielding or plastic winding in vertical and sidelong heading of sensitive soil will happen if the

development stack is high and almost a conclusive bearing point of confinement of the supporting fragile ground, and a short time later took after by strain break or translational slip when mutilation is adequately extensive.

#### 1.1.1 Mechanisms of Stabilization:

The adjustment The modification framework may move for the most part from the course of action of new blends confining the better soil particles to covering atom surfaces by the additional substance to limit the soddenness affectability. Thus, a central understanding of the alteration instruments required with each additional substance is important sooner than picking a convincing stabilizer suited for a specific application. Chemical adjustment include reconciliation or infuse the dirt by artificially lively mixes, for example, Portland concrete, lime, fly fiery remains, calcium or sodium chloride or with visco flexible materials, for example, bitumen.

#### 1.1.2 Traditional Stabilizers:

Customary stabilizers all things considered rely upon pozzolanic reactions and cat molecule exchange to modify or conceivably offset. Among each and every customary stabilizer, lime likely is the most routinely used. Lime is set up by rotting limestone at lifted temperatures. Lime-soil reactions are amazing and mainly incorporate a two phase get ready. The basic reaction incorporates cat molecule exchange and flocculation/agglomeration that acknowledge quick textural and flexibility changes. The structure, in this way of flocculation of earth particles on account of cat molecule exchange and without a moment's hesitation pozzolanic reactions, realizes greater atom agglomerates and more friable and functional soils. Disregarding the way that pozzolanic reaction methodology are direct, some measure of pozzolanic quality get may occur in the midst of the basic reactions, cat molecule exchange and flocculation/agglomeration. Level of this quality get may change with soils depending upon contrasts in their mineralogical piece.

#### 1.1.3 By-Product Stabilizers

Like ordinary stabilizers, pozzolanic reactions and cat molecule exchange are the fundamental change frameworks for a significant parcel of the by-thing stabilizers. Lime broiler clean (LKD) and bond heater clean (CKD) are by-afereffects of the formation of lime and Portland concrete, separately. Lime broiler clean (LKD) commonly contains between around 30-40 % lime. The lime may be free lime or joined by pozzolans in the stove. The wellspring by such pozzolans is no doubt the fuel used to give the imperativeness

source. LKDs may be to some degree pozzolanicly responsive by virtue of the closeness of pozzolans or they may be absolute non open since of the nonattendance of pozzolans or the low idea of the pozzolans constrained in the LKD. Solid heater clean (CKD) is the consequence of the age of Portland bond. The fines got in the exhaust gasses of the formation of Portland concrete are more likely (than LKD) to contain responsive pozzolans and thusly, to reinforce some level of pozzolanic reactivity. CKD all things considered contains between around 30 and 40 percent CaO and around 20 to 25 percent pozzolanic material.

#### 1.1.4 Non Traditional Stabilizers:

The instrument of adjustment for non-customary stabilizers shifts enormously among the stabilizers. Black-top might possibly be gathered as a conventional stabilizer relying upon point of view. Black-top is not a "concoction" stabilizer as in it doesn't respond synthetically with the dirt to create an item that changes surface science of the dirt particles or that ties particles together.

#### 1.2 Methods of Soil Reinforcement:

##### 1.2.1 Geo-synthetic reinforcement:

This procedure involves dividing the earth in compacted layers and fortifying each layer with geo-synthetics. The synthetics are used as a piece of two courses in the midst of grade stronghold. The essential approach is to give extended sidelong confinement at the slope stand up to by putting constrained strips at the edge of the inclination. This abstains from sloughing and abatements crumbling. In solid soils one of a kind geo-materials with great leakage capacities consider brisk pore weight dispersal. The second approach is to implant bits of the built oppositely to the common tension plane. As far as possible and presentation of the layers that cross the slip surface addition the contradicting minute occurring here. Central purposes of this methodology are that the material contemplates awesome filtration and waste, it is uncommonly versatile, and its fake properties gives the designed a long strength. Its strength has been figured in the region of 500 and 5000 years, regardless of the way that its quality characteristics must be adjusted at times. These properties contemplate this method to be associated in an extensive variety of soil. Regardless, the materials are not instantly available to poor gatherings, plants can't create through them, the use has typical costs and its execution in gigantic slanted areas is marvelous.

**1.2.2 Randomly mix fibers into the soil**

This methodology includes self-assertively mixing strands into the earth to grow its shear quality. The fibers augment the connection among the soil particles. Similarly the collaboration of the fibers among themselves and the strands' flexibility influences them to bear on as an essential work that holds the soil together extending the earth helper uprightness.

**II. LITERATURE REVIEW**

Ghavami et al. (1999) found that consolidation of 4% sisal, or coconut fiber, gave noteworthy malleability and fairly extended the compressive quality. It was furthermore discovered that introduction of bitumen emulsion did not upgrade the holding between the earth and strands; anyway did basically improve soil strength.

Prabakar and Siridihar (2002) used 0.25%, 0.5%, 0.75% and 1% of sisal fibers by weight of rough soil with four exceptional lengths of 10, 15, 20 and 25 mm to strengthen an area risky soil. They assumed that sisal fibers decrease the dry thickness of the earth. The development in the fiber length and fiber content furthermore diminishes the dry thickness of the earth. Likewise it was discovered that the shear pressure is extended non-specifically with increase long of fiber up to 20mm and past, where a development long diminishes the shear extend. The rate of fiber substance moreover improves the shear quality. In any case, past 0.75% fiber content, the shear push lessens with increase in fiber content.

Ravishankar and Raghavan (2004) affirmed that for coir-offset lateritic soils, the most outrageous dry thickness (MDD) of the earth decreases with development of coir and the estimation of perfect clamminess content (OMC) of the earth increases with an extension in rate of coir. The compressive nature of the composite soil increases up to 1% of coir content and further augmentation in coir sum achieves the decreasing of the characteristics. The rate of water ingestion increases with a development in the rate of coir. Unbending nature of coir strengthened soil (stove dry examples) increases with an extension in the rate of coir.

**III. RESOURCES USED AND ITS PROPERTIES**

This part manages the physical and concoction properties of different materials utilized as a part of the adjustment of the delicate sub review

soil/Embankment soil by utilizing CaCl<sub>2</sub> arrangement, Fly cinder and fortifying with Coir fiber.

**3.1 SOIL**

The expansive soil used in the experimental work was brought from P.Kotha Kota Village near Pakala Mandal, Chittoor District, Andhra Pradesh.

**Physical Characteristics of Expansive Soils.**

Table no.3.1:

S.NO	PROPERTIES	TEST VALUES
1	Specific Gravity	2.1
2	Liquid Limit	45%
3	Plastic Limit	20.68%
4	Plasticity Index	24.32%
5	Maximum Dry Density	1.943
6	California Bearing Ratio	2.09%
7	Un Confined Compression Strength	2.085

**3.2 COIR FIBER:**

The outside covering of stringy material of a created coconut, named coconut husk, is the reject of coconut natural item. The strands are ordinarily 50– 350 mm long and include generally of lignin, tannin, cellulose, gelatin and other water dissolvable substances.(Hejazi,et.al,2012) Coconut palms are fundamentally created in the tropical locale of the world and the thing from the palm is associated in sustenance and non-sustenance things, which deals with the job of people wherever all through the globe. The coconut palm contains a white meat which has a total percent by weight of 28 incorporated by a protective shell and husk which has a total percent by weight of 12 and 35 independently. The husk from the coconut palm incorporates 30% weight of fiber and 70% weight of pith material. The fiber are expelled from the husk by a couple of procedures, for instance, retting, which is a standard way, decortications, using organisms and parasites, mechanical and invention plan , for the production of building and packaging materials, ropes and yarns, brushes and padding of resting cushions accordingly on.(Pillai,2003)Coir or coconut fiber has a place with the social occasion of hard fundamental strands. The coir fiber is adequately adaptable to bend without breaking and it holds a turn as though forever waved. The consolidation of fibers affected the outlining behavior of soil-coir mixes. The development of self-assertively appropriated polypropylene fibers achieved liberally reducing

the association settlement of the earth soil. Length of fibers inconsequential influences this earth trademark, however fiber substance exhibited all the more intense and convincing. Development of fiber realized decrease in flexibility and addition in water controlled conductivity. In this way there has been a creating excitement for soil/fiber stronghold. The work has been done on quality winding behavior of fiber fortified soil and it has been set up sure that extension of fiber in soil upgrades the general building execution of soil.



Fig1: general building execution of soil

**3.2.1PHYSICAL PROPERTIES OF COIR FIBER**

Table no.3.2.1

Length in inches	6-8
Density(g/cc)	1.4
Tenacity(g/tex)	10
Breaking elongation %	30
Diameter in mm	0.1-0.5
Rigidity of modulus	1.8924dyne/cm2

**3.2.2HEMICAL PROPERTIES OF COIR FIBER:**

Table no.3.2.2

Lignin	45.84%
Cellulose	43.44%
Hemi-cellulose	0.25%
Pectin's and related Compound	3%
Water soluble	5.25%
Ash	2.22%

**3.3Fly Ash**

The fly ash by the stabilization course should have a best values of Calcium composition and that is old as a stuffing material. Class F fly ash worn here as a filler manager since of attendance of good value of Calcium percentage.A class-F Fly

ash having (CaO - 0.17%, Al2O3 - 22.26%, SiO2- 75.39%, Fe2O3 - 0.51%) available in Nellore, India is used in the experimental program.

**3.4 Calcium Chloride (CaCl<sub>2</sub>)**

Calcium chloride is utilized for various purposes at various fixations relying upon its utilization. This exploration utilized its most elevated rate calcium chloride items. The compound and physical investigation of CaCl<sub>2</sub> is given in Tables and Water was added to accomplish the coveted focus levels.




Fig no2. Calcium Chloride (CaCl<sub>2</sub>)

**IV. EXPERIMENTAL INVESTIGATION**

A few examinations were accounted for the utilization of filaments in soil. As a piece of the present examination, every one of the fixings utilized as a part of the venture for making the balanced out soil lattice are tried for appropriateness in the light of significant necessities of details of Bureau of Indian Standards.

**4.1 LIQUID LIMIT TEST**

Liquid boundary is the h<sub>2</sub>o % at which the firm has small or no shear power and when it now begins to flow.

**4.1.1EQUIPMENTS AND TOOL REQUIRED:**

1. Liquid limit Device (Casagrande's).



2. Standard Grooving Tool (ASTM).
3. Weighing Balance.

4. Drying Oven
5. Graduated Jar.
6. Spatula etc.,

**4.2 PLASTIC LIMIT**

Plastic cutoff means the limit plastic and semi-strong conditions of a dirt, at which the dirt can be formed into any shape. In particular, it is the water content at which the dirt tends to break when moved into the strings of around 3mm measurement.

**4.2.1 EQUIPMENTS AND TOOL REQUIRED**

1. Porcelain Evaporating Dish.
2. Metallic rod( 3mm dia and 100 long).
3. Glass plate.
4. Drying Oven.
5. Weighing Balance.
6. Containers of Moisture content determination.

**4.3 CALIFORNIA BEARING RATIO:**

It is the relation of power per unit region necessary to go through a soil mass with standard circular piston at the speed of 1.25 mm/min. to required for the matching dispersion of a normal material. IS 2720- Part xvi (2002) is used for this test.

$$C.B.R. = \frac{\text{Test Load } (k)}{\text{Standard Load } (k)} \times 100$$

The next table give the normal loads adopted for different penetrations for the normal material with a C.B.R. value of 100%

**Standard Loads adopted for different Penetrations**

Table no.4.3.1

Preparation of plunger(mm)	Standard Load
2.5	1370
5	2055
7.5	2630
10	3180
12.5	3600

**4.3.1 PREPARATION OF TEST SPECIMEN**



1. Take around 4.5 to 5.5 kg of earth and blend completely with the necessary water.

2. Settle the augmentation neckline plus the bottom plate to the form. Embed the spacer find the base. Put the channel paper on the highest point of the spacer plate.
3. Conservative the blend earth in the form utilizing .also light compaction or overwhelming compaction. For light compaction, smaller the dirt in 3 breaks even with layers, each layer being given 55 passes up the 2.6 kg rammer. For substantial compaction minimal the dirt in 5 layers, 56 hits to each coating by the 4.89 kg rammer.
4. Evacuate the neckline and trim off soil.
5. Flip around the shape and evacuate the bottom plate and the misplacer circle.
6. Measure the shape with compacted soil and decide the mass thickness and dry thickness.
7. Put channel paper on the highest point of the compacted soil (neckline side) and clip the punctured construct plate in light of to it.

**4.4 UNCONFINED COMPRESSION TEST**

An Unconfined weight test is generally called uni essential weight tests, is uncommon occasion of a tri center point test, where limiting weight is zero. UC test does not require the progressed tri significant setup and is less troublesome and speedier test to execute when stood out from tri center point test. In this test, a barrel of soil without even help is attempted to frustration in essential weight, at a predictable rate of strain. The compressive load per unit domain required to crash and burn the case as called un confined compressive nature of the earth.



**Fig6: Unconfined Compression Testing Machine**

**4.5 DIRECT SHEAR TEST**

The direct shear device is used to determine failure envelopes for soils. The device is not suitable for determination of stress-strain properties of soils.

**4.5.1 EQUIPMENTS USED**

- 1) Direct shear apparatus and Loading frame.
- 2) Dial gauge, Proving ring, Balance to Weight Up to 200g.
- 3) Tamper, Straight edge, Aluminium container, Spatula.



**Fig7: Direct Shear Test Apparatus**

**V. RESULTS**

This Chapter shows the various test results which are conducted on the normal soil, as well as the stabilized soil with Coir fiber and CaCl<sub>2</sub> in different proportions.

**5.1 TESTS ON NORMAL SOIL**

**5.1.1 FREE SWELL INDEX TEST:**

Initially Free Swell Index test conducted to the soil sample, based on this swelling index value the value of optimum chemical value can find easily. IS: 2720 Part(40) - 1970

**Formulas to be used**

Free Swelling Index Value =  $[V_d - V_k] / V_k \times 100\%$

Where, V<sub>d</sub> = Volume of soil specimen read from the graduated cylinder containing distilled water.

V<sub>k</sub> = Volume of soil specimen read from the graduated cylinder containing kerosene.

**5.1.2 IDENTIFICATION & CLASSIFICATION OF SWELLING SOIL**

Table no.5.1.1:

IS CLASSIFICATION SYSTEM (IS 1498- 1972)

Free Swell	Liquid Limit	Plasticity index	Degree of Expansion	Degree of Severity
<50	20-30	<12	Low	Non-Critical
50-100	30-50	12-13	Medium	Marginal
100-200	50-70	23-32	High	Critical
>200	70-90	>32	Very High	Severe

Table : Classification of swelling soil

**5.1.3 Result ( for Normal Soil)**

V<sub>d</sub> = Volume of soil specimen read from the graduated cylinder containing distilled water =28

V<sub>k</sub> = Volume of soil specimen read from the graduated cylinder containing kerosene = 12.9

Free Swelling Index Reading =  $\{(28 - 12.9)/12.9\} \times 100 = 117.03\%$

Hence,FSI for Normal soils = 117.03%

(As, From Table - Degree of severity is high)

**5.2 ATTERBERG LIMITS:**

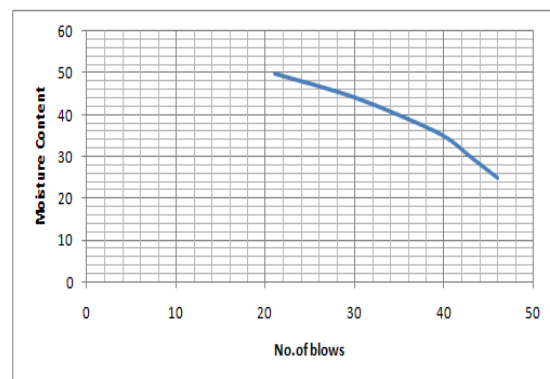
All the tests are conducted based on IS: 2720 Part (V) -1965.

**5.2.1 LIQUID LIMIT TEST:**

**Results**

SNO	Weight of soil taken (gms)	Water added (%)	No. of blows
1	100	25	46
2	100	30	43
3	100	35	40
4	100	40	35
5	100	45	29
6	100	50	21

Table no.5.2.1: Liquid limit test results for normal soil



But, as per Indian Standards, IS 1498-1972 the soil sample contains **High degree of severity**

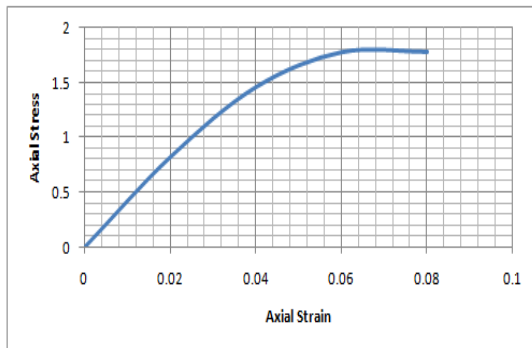
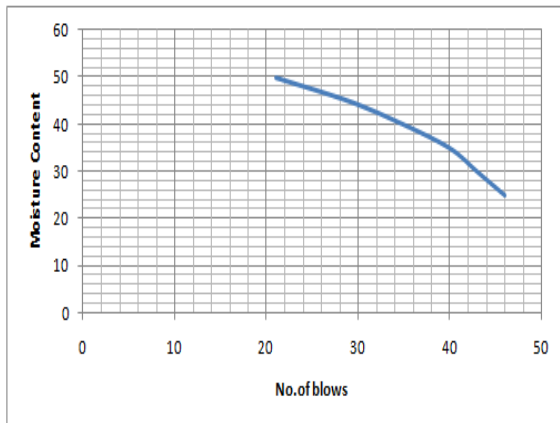


Fig 7: Axial stress Vs Axial strain

Maximum Axial stress  $q_u = 2.085 \text{ kg/mm}^2$

Maximum shear stress of Normal soil  $= (q_u / 2) = 2.085 / 2 = 1.042 \text{ kg/mm}^2$

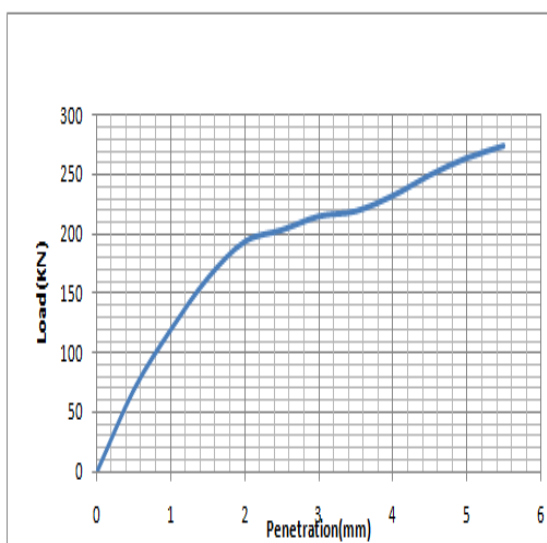


Table no.5.8.5: CBR @ 5% of fiber

## VI. CONCLUSION

The present study has shown quite encouraging results and following important conclusions can be drawn from the study:

1. Coir Fiber is a waste material which could be used in an adjustment of mud soil.

2. The quality of soil-coir blend increments with expanding the level of coir Fiber CBR and UCS estimations of soil-coir Fiber blend increments with expanding level of Fiber.

3. Most extreme change in U.C.S. what's more, C.B.R. values are watched when coir is blended with the dirt.

4. It is reasoned that extent of 5% coir Fiber in a dirt is ideal level of materials having most extreme CBR esteem. Thus, this extent might be monetarily utilized as a part of adjustment of soil.

5. By utilizing  $\text{CaCl}_2$  as an admixture we can balance out the delicate soil. It offers quality to the dirt.

6. Building and Index properties of delicate soil will enhanced while utilizing  $\text{CaCl}_2$  as an admixture at 15N, 9% for the sub level development purposes.

8. As a structural designer it is our obligation to change over the pointless development materials in to helpful materials and we need to pick the better courses in view of the monetary contemplations moreover.

9. We need to control the natural contamination utilizing the contamination making operators as the admixtures for the adjustment of materials or to expand quality of the building materials that is the reason Fly fiery remains here utilized as a filler material. Truth be told there are such a significant number of filler materials in the nature. However, fly fiery remains utilized here on account of it is an awesome toxin.

10. Improvement of building properties is the principle criteria for the structural specialists for a financial reason in the site. 20-30% by weight of fly fiery remains is suited for the little adjustment of delicate soil. That is the reason 20% accepted as a filler material substance.

11. After blending the dirt with  $\text{CaCl}_2$  and Fly fiery debris, the CBR esteem expanded to 8.60 (After Maturity) from 2.09

12. Also Atterberg confines likewise get great qualities that are WL changed from 45% to 23% and IP changed from 28.57% to 12.68%.

13. OMC esteem likewise changed from 10.2% to 9.7%. All the while MDD esteem likewise expanded from 1.93gm/cc to 2.08gm/cc.

13. In along these lines the dirt can settle successfully at any rate cost.

#### REFERENCES

- [1] Amadi A. A., Eberemu A. O., Momoh O. H., "Use of coir reinforcement technique to improve strength of cement kiln dust treated black cotton soil sub-grade", in proceedings of geo synthetics 2013, 223-229, 2013.
- [2] Asaduzzaman M. and Islam M. I., "Soil Improvement By Using Bamboo Reinforcement", American Journal of Engineering Research (AJER), 3(8), 362-368, 2014
- [3] Beeghly J. H., "Recent experiments with lime – fly ash stabilization of pavement sub-grade soils, base, and recycle asphalt", in proceedings of International ash utilization symposium, center for applied energy research, university of Kentucky, 2003.
- [4] Bhuvaneshwari S., Robinson R. G., Gandhi S. R., "Stabilization of expansive soils using fly", in proceedings of Fly Ash Utilization Programmed (FAUP), New Delhi, India, 2005.
- [5] John Paul V. and Antony Rachel Sneha M., "effect of random inclusion of bamboo fibers on strength behavior of fly ash treated black cotton soil", International Journal of Civil Engineering and Technology (IJCIET), 7(5), 153–160, 2016.
- [6] Karthik S., Kumar A., Gowtham P., Elango G., Gokul D., Thangaraj S., "Soil stabilization by using fly ash", IOSR Journal of Mechanical and Civil Engineering (IOSR-JMCE) , 10(6), 20-26, 2014.