

EFFICIENT INDUSTRIAL USE FOR CEMENT STREETS

¹T Asher,²K Remesh,³Dr G Madavarao,⁴K.Sidhartha

^{1,2,3}Assistant Professor,⁴Student

Department of Civil Engineering

Christu Jyothi Institute of Technology & Science, Colombo Nagar, Telangana

ABSTRACT: The incorrect disposal of industrial waste poses a serious danger to the environment. Construction companies make excellent use of industrial waste as structural elements. As part of this, several experts and scholars investigate the possibility of using industrial wastes in the building of stiff pavement. Since rigid pavements are the most durable kind of transportation infrastructure, research focused on enhancing their quality is essential. To improve quality and ease industrial waste disposal concerns, these approved industrial wastes may be used into their construction. Rigid pavement construction uses a variety of industrial waste kinds as inputs because of their properties, accessibility, and ease of handling. Waste comes in a variety of forms that are useful in construction projects. Examples include Fly Ash (F.A.), Rice Husk Ash (R.H.A.), Ground Granulated Blast Furnace Slag (G.G.B.S.), Quarry Dust (Q.D.), Silica Fume (S.F.), Ceramic Wastes (C.W.), and Steel Slag (S.A.) among others. The work of other scholars who have examined the impact of adding the aforementioned industrial wastes to concrete in different proportions is compiled and clarified in this paper. Therefore, we are able to assess their suitability for integration into other civic buildings and hard pavements. Waste items that may be recycled include fly ash (F.A.), steel slag (S.S.), ground granulated blast furnace slag (G.G.B.S.) and rice husk ash (R.H.A.).

INTRODUCTION

1.1 GENERAL

In traditional technique for solid asphalt development regular assets like sand, stone metal are utilized which causes natural awkward nature. The utilization of Fly Ash and silica vapor in solid asphalt development will spare such assets. The expensive fixing in concrete is bond; some bit of the concrete is supplanted by silica exhaust and fly slag which brings about diminishing the cost of the solid with no adjustment in quality. The utilization of modern wastages, for example, Fly Ash and Silica Fumes will tackle the issue of transfer and consequently diminishes the cost of the asphalt development. Appropriately outlined and developed solid structures are great contrasted with the other material like steel and timber. So we can acquire ease solid blend with incomplete substitution of mineral admixtures, for example, Fly Ash and Silica Fumes.

1.2 CONCRETE INCORPORATING MINERAL ADMIXTURE

A worldwide temperature alteration and ecological demolition have turned out to

be show issues as of late, uplift worry about worldwide natural issues, and a change over from the large scale manufacturing, mass-utilization, mass-squander society of the past to a zero-outflow society is currently seen as vital. Keeping the weariness of normal assets and upgrading the utilization of waste materials has turned into a critical issue of the cutting edge world. Million tons of waste materials appear because of industrialization and a ton of studies have been done concerning the assurance of normal assets, counteractive action of natural contamination and commitment to the economy by utilizing these waste materials. The world needs an ecologically neighborly development material. Concrete is essentially made of totals stuck by a bond glue which is made of concrete and water. Every last one of the essential constituents of cement to some degree has a natural effect and offers ascend to various maintainability issues. The ebb and flow solid development rehearse is unsustainable in light of the fact that, not just it expends huge amounts of common assets like stones, sand, and drinking water, yet additionally one billion ton a time of bond, which isn't a domain

neighborly material. The generation of concrete is described by gigantic utilization of vitality and outflow of extensive amounts of CO₂ gas. Then again, by-items and strong squanders of businesses can be utilized as a part of cement blends as totals or concrete substitution, contingent upon their compound and physical qualities subsequent to giving satisfactory treatment. In India, the yearly creation of fly fiery remains is around 130 million tones, yet around 35 percent of aggregate is being used, which is low. The utilization of the silica exhaust and flyash offers benefits as for the expenses of assembling of cement, since they are squander materials utilized as crude materials in making of concrete includes less essential vitality and normal crude materials. A similar conclusion applies to the impact on the earth.

Silica vapor and fly fiery remains are the two most normal SCMs utilized as a part of cement. Most concrete delivered today incorporates either of these materials. Thus their properties are much of the time contrasted with each other by blend planners trying to enhance solid blend.

1.3 METHODS OF INCORPORATING MINERAL ADMIXTURES IN CONCRETE

The mineral admixtures, for example, silica vapor and fly fiery debris can be acquainted in with concrete by two techniques. They are

1. A mixed bond containing fly fiery debris and silica vapor might be utilized as a part of place of normal Portland concrete.
2. Fly fiery debris and silica vapor might be presented as an extra segment at the solid blending stage.

In this venture we utilize mineral admixture as mixed bond containing fly fiery debris and silica vapor utilized as a part of place of conventional Portland concrete. Accordingly admixtures have for the most part been thought to be a swap for concrete, as opposed to a segment that supplements the

elements of the bond, sand, or water. The pattern presently is to think about the segments of fly-fiery debris, silica vapor concrete in general and to regard it as a one of a kind material without reference to an identical plain-solid blend.

1.4 MECHANISMS IN THE CEMENT-MINERAL ADMIXTURE SYSTEM

Mineral admixtures improves the properties of cement by a few physical components, including expanding the quality of the bond between the glue and total by diminishing the measure of the CH gems in the area by: (1) giving nucleation locales to the CH precious stones so they are littler and all the more arbitrarily situated, and (2) lessening the thickness of the weaker progress zone. Physical instruments likewise incorporate expanding the thickness of the composite framework because of the filler pressing impact and by giving a more refined pore structure. For the above instruments to occur, it is basic that admixture particles be very much scattered in a solid blend.

1.5 POTENTIAL MATERIALS FOR MINERAL ADMIXTURE

1.5.1 FLY ASH

Fly slag is finely isolated buildup coming about because of the ignition of coal and transported by the pipe gases d gathered by the electrostatic precipitator. The use of Fly Ash as solid admixture broadens specialized points of interest alongside that it likewise adds to the control of natural pollution. 75 million tons of fly cinder created by India alone every year where just 5% is used. This prompts the genuine natural issue of its transfer. Consequently the viable usage of fly powder in concrete truly draws in the contemplations of solid technologists and government divisions. The nature of fly slag is administered by IS 3812-prt I-2003.

2 LITERATURE SURVEY

Manmohan and Mehta (1981)¹, studied that toughness to compound assault is enhanced

with the utilization of most fly powder and slag fundamentally because of the pore refinement of cement made with such materials. Tests have demonstrated that concrete glues containing 10-30% low calcium fly slag causes critical pore refinement in the 28 to multi day relieving period.

Gebler and Klieger (1986) said that High doses of silica smoke can make concrete exceptionally firm with almost no total isolation or drying. With almost no drain water accessible at the solid surface for dissipation, plastic breaking can promptly grow, particularly on hot, blustery days if uncommon precautionary measures are not taken. Legitimate restoring of all solid, particularly concrete containing supplementary establishing materials ought to begin instantly in the wake of wrapping up. At seven-day soggy fix or film fix ought to be sufficient for cements with ordinary measurements of most supplementary cementations materials. Similarly as with Portland bond solid, low restoring temperatures can decrease early-quality pick up. The effect opposition and scraped spot obstruction of cement are identified with compressive quality and total compose. Supplementary establishing materials for the most part don't influence these properties past their impact on quality. Cements containing fly slag are similarly as scraped spot safe as Portland bond cements without fly cinder.

3 SCOPE AND OBJECTIVE

3.1 SCOPE AND OBJECTIVE OF LOW COST CONCRETE

The advantages of utilizing mineral admixtures in concrete are genuinely settled. They offer advantages as for the cost of assembling of bond since fly slag and silica vapor are results or waste materials supplanting a piece of OPC, thus less essential vitality and crude materials are required underway of minimal effort concrete. This

prompts more endeavors towards the utilization of waste materials with bring down natural effect. The point of the present work is to make a near investigation of properties of these two sorts mineral admixtures i.e., fly fiery debris and silica exhaust alongside concrete blended in various extents. Also think about is made to decide the impact on modulus of versatility of cement with expansion of various extents of silica smoke and fly powder to these fastener blends.

- 1) The extent of the paper is to examine the impact of mineral admixture on the quality attributes of the minimal effort concrete.
- 2) The target is to think about the mechanical properties of cement i.e., compressive quality, rigidity and effect quality by the fluctuating rate of Fly cinder and silica smolder with 0%, 10%, 20%, 25%, 30% each with two water-bond proportion of 0.3 and 0.35 by weight of concrete by M25 review concrete.
- 3) In this undertaking we additionally contemplate the pressure strain relations bends at various extents of mineral admixture.
- 4) To examination the test consequences of minimal effort cement and contrasted with the ordinary solid test outcomes.
- 5) The target is to think about the toughness properties (utilizing corrosive) of ease concrete for 28 days and contrasted with the customary cement.

4 MATERIALS AND THE PROPERTIES

4.1 ORDINARY PORTLAND CEMENT

Portland bond is the most widely recognized sort of concrete when all is said in done utilize all around the globe. It is utilized as a sic element of solid, engine, stucco, and most not-

uncommonly grout. It was produced from sorts of pressure driven lime in England in the nineteenth century and is taken from lime stone birthplace. It is a fine powder created by warming the material in a turning furnace to frame what is called clinker granulating .The clinker and expansion of different materials. Such a significant number of sorts customary Portland bond the accessible in advertise. The most well-known OPC is in dim shading. A few kinds are additionally accessible in white shading. Portland concrete is in acidic nature, so it causes concoction consumes, the powder can causes tingling or aggravation. On the off chance that very presented to this powder may causes lung ailments, additionally contains some dangerous fixings, for example, silica and chromium. Natural concerns those are required high vitality to fabricate and transporting. It discharges hurtful gases like ozone depleting substances (e.g., carbon dioxide), dioxide,NOx, SO2, and particulates because of this air contamination happens.

4.1.1 Properties of Portland cement

These properties are taken from the various standard books, journals and some code as reference. Here our aim is to determine actual chemical composition of the sample provided by the company. The chemical properties of Portland cement is listed in Table No 4.1

Table4.1.Chemical Properties ofPortland cement

S NO	CONSTITUENT	PERCENTAGE(%)
1	CaO	64.00
2	SiO ₂	22.00
3	Al ₂ O ₃	4.10
4	Fe ₂ O ₃	3.60
5	MgO	1.53
6	SO ₃	1.90

4.2 SAND

Sand is common material happening from finely isolated shake and

mineral molecule. The most well-known constituent of sand in inland mainland settings and non-tropical waterfront settings is silica (silicon dioxide or SiO₂) more often than not as quartz. In light of its concoction latency and impressive hardness it exceedingly opposes the weathering condition. It is utilized as fine total in concrete.

In this stream we are utilizing the locally accessible waterway sand which is adjusting to Zone II of IS: 383-19707 was utilized as fine total with particular gravity.

4.2.1 Sieve analysis of sand

To classify the sand according to zone sieve analysis is to be carried out, the fineness of sand give good compaction of mix. The results are sieve analysis are given in Table No 4.2

Table4.2 Sieve Analysis of Sand

SIEVE SIZE	WEIGHT RETAINED (gms)	PERCENTAGE PASSING (%)
4.75 mm	20	97.8
2.36 mm	13	96.4
1.18 mm	74	91.2
600µ	391	50.7
300µ	416	8.9
150µ	86	1.6
Total	1000	-

From the sieve analysis sand under goes Zone II

4.2.2 Physical Properties of sand

The physical properties of sand are given below in Table No 4.3

Table4.3 Physical Properties of Sand

Fine aggregate	Specific gravity	Water absorption (%)
Sand	2.71	0.7

4.3 COARSE AGGREGATE

The coarse total are normally happening material from partitioned shake material and pounded rock stone. The state of the total likewise impacts the quality attributes of the solid. Among various sorts of shape rakish molded totals are best as it gives better compaction of the blend by diminishing the voids. In this task we are thinking about rakish formed total of most extreme size , 20 mm are tried according to Seems to be: 383-1970. It is squashed rock stone acquired from the neighborhood quarry having particular gravity of 2.76.



Fig 4.1 coarse aggregate

4.4 FLY ASH

Fly fiery debris is a result of the ignition of pummeled coal in warm power plants. A residue collectionsystem evacuates the fly cinder, as a fine particulate buildup, from ignition gases before they are released into the environment. The sorts and relative measures of incombustible issue in the coalused decide the synthetic organization of fly fiery debris. Over 85% of most fly fiery remains is included ofchemical mixes and glasses framed from the components silicon, aluminum, iron, calcium, and magnesium.

Table4.4.Chemical Properties ofFly Ash

SNO	CONSTITUENT	PERCENTAGE (%)
1	CaO	21.00
2	SiO ₂	35.00
3	Al ₂ O ₃	18.10
4	Fe ₂ O ₃	6.0
5	Na ₂ O	5.8
6	SO ₃	4.1



Fig 4.2Fly ash

4.5 SILICA FUMES

Thechemical properties of silica fumes are given in the following Table

Table4.5.Chemical Properties ofsilica fumes

SNO	CONSTITUENT	PERCENTAGE (%)
1	CaO	1.60
2	SiO ₂	90.00
3	Al ₂ O ₃	0.4
4	Fe ₂ O ₃	0.4
5	Na ₂ O	0.5
6	SO ₃	0.4



Fig 4.3 silica fumes

4.6 SULFURIC ACID

The sulfuric acid is used for curing to conduct durability test. For 1 liter of water 10 ml of H₂SO₄ is used.

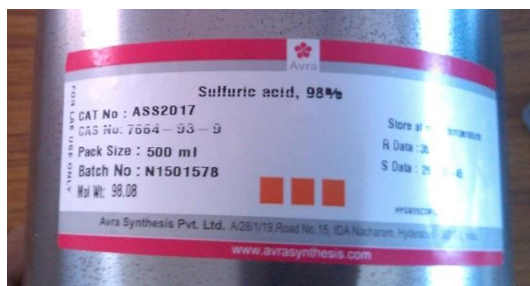


Fig 4.4 sulfuric acid

4.7 WATER

Portable water is used for both mixing and curing of both conventional and low cost concrete.

5 CONCRETE MIX DESIGN

5.2 MIX DESIGN PROCEDURE

1. The quality of the bond as accessible in the nation today has incredibly enhanced since 1982. The 28-day quality of A, B, C, D, E, F. Class of bond is to be explored.
2. The diagram associating, distinctive quality of bonds and W/C is to be restored.
3. The chart interfacing 28-day compressive quality of cement and W/C proportion is to be stretched out up to 80Mpa, if this diagram is to provide food for high quality cement.
4. As for each the correction of 456-2000, the level of functionality is communicated as far as droop as opposed to compacting factor. This outcomes in change of esteems in assessing rough sand and water substance for ordinary cement up to 35Mpa and high quality cement over 35Mpa. The table giving alteration of qualities in water substance and sand % for other than standard

conditions, requires suitable changes and adjustments.

5. In the perspective of the above and different changes made in the amendment of IS456-2000, the blend outline technique as suggested in IS 10262-82 is required to be altered to the degree considered essential and cases of blend configuration is worked out.

6 EXPERIMENTAL PROGRAM

6.1 EXPERIMENTAL PROCEDURE

The exploratory program was intended to research the quality of the ease concrete by including fly slag and silica vapor. The trial think about was meant to the compressive quality, split elasticity, affect quality, sturdiness with affect quality and stress strain bends. To think about the above properties M25 blend is considered. The plan of exploratory program given underneath

Stage 1: barrels having size 150mm width and 300 mm stature were threw for the assurance of the compressive quality of the customary cement.

Stage 2: barrels having size 150mm width and 300 mm stature were threw for the assurance of the compressive quality of the ease concrete by including mineral admixtures.

Stage 3: barrels having size 150mm measurement and 75 mm stature were threw for the assurance of the compressive quality of the ordinary cement.

Stage 4: exploratory works were led on regular cement blends by utilizing diverse extents of mineral admixtures i.e., fly fiery remains and silica exhaust this test examination conveyed for two kinds of water-concrete proportion, with five blends at every W/C proportion. The water-concrete proportions considered are 0.3and0.35. the diverse extents of silica exhaust are 0%, 10%,20%, 25%,30% and for fly powder 0%, 10%, 20%, 25%, 30%. At that point the ideal

level of mineral admixture was found. Thus comes about are examined and classified.

Stage 5: Here cylinders are prepared with two different types of water-cement ratio.

6.2.2 Mixing

Blending assumes a critical part in solid structures. Legitimate blending gives uniform and top notch concrete and better quality. The solid blend is gotten by mix of Portland bond, fine total and coarse total.

In this undertaking we required typical ordinary. First we make the blending for M25grade ordinary cement with water/bond proportion of 0.3.similrly another trail of customary cement however with water/concrete proportion 0.35 is blended. Furthermore, second blend is finished by including 80% of concrete, 10% of fly fiery remains and 10% of silica exhaust is set up at both water-bond proportion and other three trails likewise blended with separate relative amount.



Fig 6.1 Mixing Of Concrete Raw Materials

6.2.3 Casting of Cylinder Specimen

Casting of the specimen is done as per IS: 10086-1982, material preparation, requirement of materials and casting of cylinders. The mixing, compacting and curing are done according to IS 516: 1959. After casting the cylinder mould is left for 24 hours for air drying. Then the cylinder is demoulded and

the cylinder is placed in the curing tank for 28 days.



Fig 6.2 casting of specimen

7 EXPERIMENTAL INVESTIGATIONS

In this project concrete of mix proportion 1:1.36:1.28 will be prepared by using OPC, is mixed with fly ash and silica fumes and conventional concrete, sand as fine aggregate and kankar as coarse aggregate. According to this mix proportion different samples are done. After testing we compare the results of conventional concrete with low cost concrete. The concrete mix samples will be tested to find properties of concrete as follows

1. Compressive strength after 28 days
2. Split tensile strength after 28 days
3. Durability test after 28 days
4. Impact strength after 28 days
5. Stress strain curves after 28 days

7.1 COMPRESSIVE TSRENGTH TEST OF CONCRETE:

1. After 28 days of curing period the specimens are removed from the curing tank and wipe out the excess water from the surface.
2. Let the specimen dry in atmospheric temperature for 24 hrs before testing.

3. The air dried specimen is placed in the compressive strength testing machine in such way that the load of the machine is applied on the opposite faces of the cylinder.
4. The cylinder is positioned properly on the base plate of the machine.
5. The piston of the machine is adjusted so that it touches the top surface of the specimen.
6. Load is applied gradually without any impacts at a rate of 140kg/cm² /minute until the specimen fails.
7. At the point of failure note down the maximum load value.



Fig 7.2 Split tensile test

8 TEST RESULTS

8.1 CEMENT

8.1.1 Normal Consistency of Cement

Normal consistency of cement sample was determined as per IS:269-1976 and IS: 4031-1968.

Table 8.1 Normal Consistency of Cement

TRAIL NO	WEIGHT OF CEMENT	% OF WATER ADDED	DEPTH OF PENETRATI (mm)
1	400	28	15
2	400	30	10
3	400	32	7

Hence the consistency of cement = 32%

8.4 FRESH CONCRETE PROPERTIES

8.4.1 VEE-BEE Test Results

Table 8.2 Vee -Bee values of concrete



Fig 7.1 Cylinders after Curing Left For Air Drying For 24 hrs.

S NO	DESIGNATION	W/C ratio	Vee Bee VALUE In sec	SLUMP VALUE in mm
1	CONVENTIONAL CONCRETE	0.3	9	45
		0.35	8	50
2	80% CEMENT +10% FLY ASH +10% SILICA FUMES	0.3	10	40
		0.35	9	45
3	60% CEMENT +20% FLY ASH +20% SILICA FUMES	0.3	10	40
		0.35	9	45
4	50% CEMENT +25% FLY ASH +25% SILICA FUMES	0.3	11	35
		0.35	10	40
5	40% CEMENT +30% FLY ASH +30% SILICA FUMES	0.3	12	30
		0.35	11	35

S NO	DESIGNATION	W/C ratio	AVERAGE COMPRESSIVE STRENGTH(N/mm ²)
1	CONVENTIONAL CONCRETE	0.3	35.03
		0.35	39.611
2	80% CEMENT +10% FLY ASH +10% SILICA FUMES	0.3	25.745
		0.35	34.2
3	60% CEMENT +20% FLY ASH +20% SILICA FUMES	0.3	24.9
		0.35	31.672
4	50% CEMENT +25% FLY ASH +25% SILICA FUMES	0.3	12.449
		0.35	23.201
5	40% CEMENT +30% FLY ASH +30% SILICA FUMES	0.3	11.883
		0.35	23.766

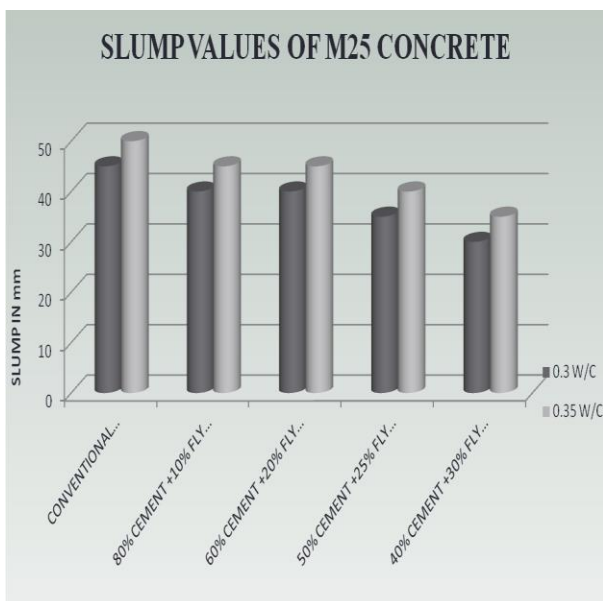


Fig 8.1 Graph representing Slump values of M25 concrete

8.5 FINAL TEST RESULTS

8.5.1 Compressive Strength Results

The results obtained by testing the total 10 specimens of 28 days by considering the average of the test results for conventional concrete and for each mix of concrete. The results are tabulated below:

Table 8.3 Compressive Strength of M 25 concrete at 28 days

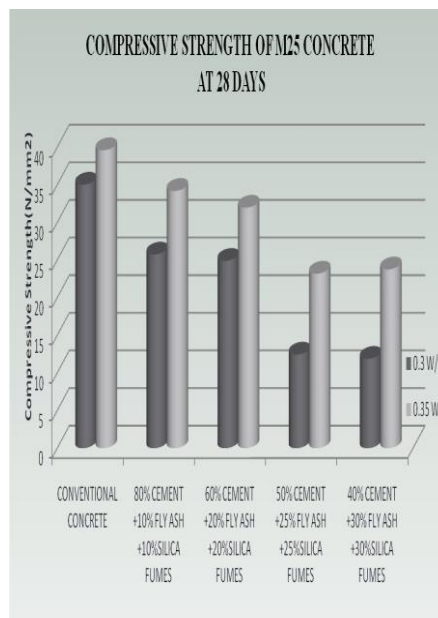


Fig 8.2 graph representing 28 days compressive strength of concrete

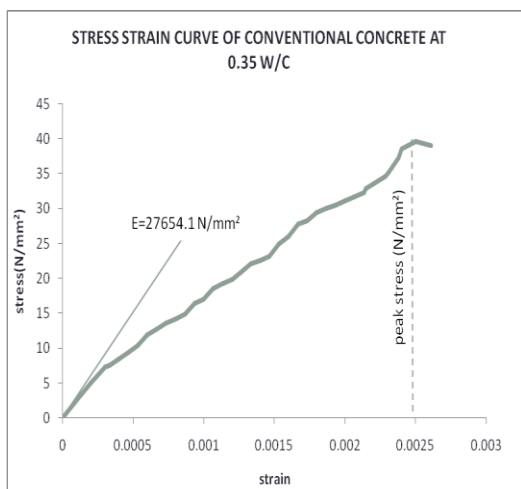


Fig 8.7 Graph Representing Stress Strain Behavior of MIX 4 At 0.35W/C

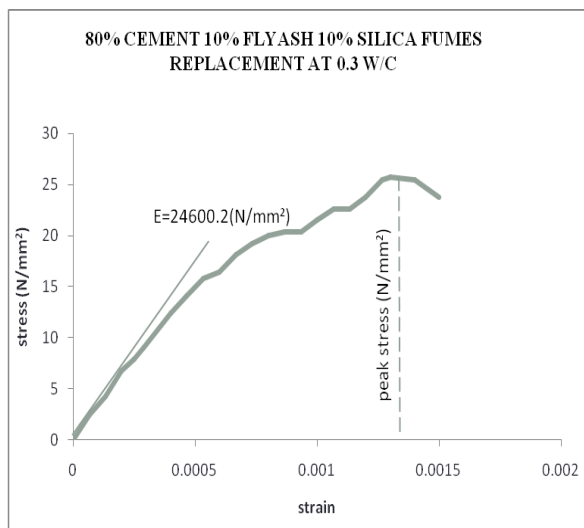


Fig 8.9 Graph Representing Stress Strain Behavior of MIX 2 At 0.35 W/C

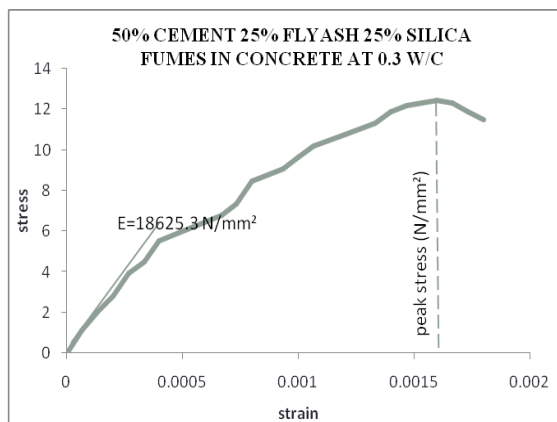


Fig 8.12 Graph Representing Stress Strain Behavior Of MIX 3 At 0.3 W/C

CONCLUSIONS

The mechanical characteristics of solids, such as compressive quality, stiffness, durability angles, and stress-strain conduct of easy concrete (including fly ash and silica exhaust), are analysed in light of the trial exams, and the ensuing findings are made.

The objective mean quality of M25 ordinary concrete and the least effort cement of mix (60 percent cement plus 20 percent fly ash and 20 percent silica fumes) at 28 days is about the same.

The highest estimate of the objective stiffness of $0.75\sqrt{f_{ck}}$ of M25 conventional cement is achieved by the elasticity of the aforesaid mix (60 percent cement, 20% fly ash, and 20% silica fumes).

The difference between the impact estimate of ordinary solid and minimum effort concrete is 0.01%, which is negligible but may be ignored.

The results of the impact esteem toughness test are comparable to the standard cement's objective quality.

With varying amounts of fly ash and silica exhaust, the pressure-strain behaviour of regular concrete and minimum effort concrete is seen to be similar. This demonstrates that the conduct of pressure and strain is unaffected by the growth of mineral admixture to optimal characteristics.

The peak pressure values for low effort concrete are similar to those of regular cement and vary by around 0.15%.

Since the droop esteem of minimal effort cement is almost equal to that of ordinary cement, it may be easily maintained.

When compared to normal cement, the cost of developing solid abatements with minimum effort was 1241.3 rupees per cubic metre.

Since the bond plays a big role in the development industry and concrete is more expensive, the concrete is replaced with a mineral additive to save costs, which significantly lowers the development costs.

After water, concrete is the second most used material in the world. Concrete is categorised by bond, fine total, and coarse total. During the production process, the concrete industry releases harmful gases like carbon dioxide, which causes environmental damage and raises global temperatures. By employing the least quantity of bond and reducing the amount of concrete by replacing the bond with mineral admixtures, this problem may be somewhat mitigated.

Fly cinder and silica exhaust are mechanical wastes that are used in this operation as mineral admixtures. Therefore, it is temperate to utilise mechanical waste instead of concrete, and it also resolves the problem of transfer and ecological hazards.

The incorrect disposal of industrial waste poses a serious danger to the environment. Construction companies make excellent use of industrial waste as structural elements. As part of this, several experts and scholars investigate the possibility of using industrial wastes in the building of stiff pavement. Since rigid pavements are the most durable kind of transportation infrastructure, research focused on enhancing their quality is essential. To improve quality and ease industrial waste disposal concerns, these approved industrial wastes may be used into their construction. Rigid pavement construction uses a variety of industrial waste kinds as inputs because of their properties, accessibility, and ease of handling. Waste comes in a variety of forms that are useful in construction projects. Examples include Fly Ash (F.A.), Rice Husk Ash (R.H.A.), Ground Granulated Blast Furnace Slag (G.G.B.S.), Quarry Dust (Q.D.), Silica Fume (S.F.), Ceramic Wastes (C.W.

), and Steel Slag (S.A.) among others. The work of other scholars who have examined the impact of adding the aforementioned industrial wastes to concrete in different proportions is compiled and clarified in this paper. Therefore, we are able to assess their suitability for integration into other civic buildings and hard pavements. Waste items that may be recycled include fly ash (F.A.), steel slag (S.S.), ground granulated blast furnace slag (G.G.B.S.) and rice husk ash (R.H.A.).

REFERENCES

- [1] IRC: 44-2008, "Recommended guidelines for mix design of Cement Concrete Pavements"
- [2] Nagesh Tatoba, Suryawanshi Samitinjay S Bhansode et al, "Usage of Eco Friendly Material like Fly Ash in Rigid Pavement Construction and Its CostBenefit Analysis" International Journal of Emerging Technology and Advanced Engineering, Vol-4, Issue-12, December 2012, e-ISSN 2250-2459
- [3] Vanitha Agarwal, Gupta S.M, Sachdeva S.N, "Investigations on Fly Ash Concrete for Pavements", International Journal of Civil and Structural Engineering, Vol-2, Issue-3, 2012, ISSN-0976-4399.
- [4] S. Antony jeteandran, S. Kathirvel, "Durability Study on High Volume Fly Ash Concrete With and Without Fibres for Pavements", International Journal of Advanced Structures and Geotechnical Engineering, Vol- 3, Issue-4, December- 2014, e-ISSN: 2319-5347.
- [5] S. Pavan, S. Krishna Rao, "Effect of Fly Ash on Strength Characteristics of Roller Compacted Concrete Pavement", IOSR International Journal of Mechanical and Civil Engineering, Vol-11, Issue-6, Nov-Dec 2014, pp-04-08, e-ISSN: 2278:1614.
- [6] Amit Kumar Ahirwar, Rajesh Joshi, Kapil Soni, "Laboratory Analysis of Fly Ash Mix Concrete for Rigid Pavements", International Journal of Engineering Research and Applications, Vol-5, Issue-2, February-2015, pp-86-91, e-ISSN: 2248-9622.
- [7] R. Illangovana, N.

Mahendrana, K. Nagamanib, “Strength and Durability Properties of Concrete Containing Quarry Rock Dust as Fine Aggregate”, APRN Journal of Engineering and Applied Sciences, Vol-3, Issue-5, October- 2008, e-ISSN:1819-6608. [8] VenkataSairam Kumar, Dr.B.Panduranga Rao, Krishna Sai M.L.N, “Experimental study on partial replacement of cement with quarry dust”, International Journal of Advanced Engineering Research and Studies, E-ISSN: 2249–8974. IS: 2720 (Part - 16)-1979, "Laboratory determination of CBR". June 2013. [9] A.V.S Sai Kumar, Krishna Rao, “A Study on Strength of Concrete with Partial Replacement of Cement with Quarry Dust and Metaoklin”, International Journal of Innovative Research in, Vol-3, Issue-3, and March -2014, e-ISSN: 2319-8753. [10] Ramarao Chimita, Venkateswara rao .J, “Innovative usage of Quartzite Rock Dust and Effect of Glass Fibres in Rigid Pavements”, International Journal for Research in Applied Science and Engineering, Vol-3, Issue-IX, September 2015, e-ISSN-2321-9653. [11] A.Suri Babu, U. Ranga Raju, M. Ravindra Krishna, “Behaviour of Concrete on Replacement of Sand with Quarry Stone Dust as Fine Aggregate”. International Journal of Innovative Research in, Vol-4, Issue-1, and January-2015, e-ISSN: 2319-8753. [12] Anzad Hamid Mir, “Improved Properties of Concrete Using Quarry dust as Replacement for Natural Sand”, International Journal of Engineering Research and Development, Vol-11, Issue-3, March-2015, e-ISSN-2278-067X. [13] K. Perumal, R. Sundara Rajan, “Effect of Partial Replacement of Cement with Silica Fume on Strength and Durability Characteristics of High Performance Concrete”, 29th Conference of Our World in Concrete and Structures, 25-26 August, Singapore- 2004, Article Online id- 100029050.