

EXPLORING CHEMICAL REACTION SYSTEMS: HOMOCLINIC BIFURCATION AND THE INVERSE PROBLEM

¹B R.Srinivas,²S. Ammaji,³A. Srinivasa Rao,⁴B. Raju

¹Professor & Vice Principal,²Associate Professor,⁴Assistant Professor

Department of Basic Science And Humanities

G V R & S College of Engineering & Technology, Guntur, AP

Abstract:

A framework for inverse problems is offered to build reaction systems with specified features. The framework includes the definition and analysis of kinetic transformations, which enable the mapping of any polynomial ordinary differential equation to the one that may be represented as a reaction network. The framework is applied to the design of certain bistable reaction systems in two and three dimensions that experience a supercritical homoclinic bifurcation, and the phase spaces' topology is examined.

1 Introduction

Chemical reaction networks under the mass action kinetics are relevant for both pure and applied mathematics. The time evolution of the concentrations of chemical species is described by kinetic equations which are a subset of first-order, autonomous, ordinary differential equations (ODEs) with polynomial right-hand sides (RHSs). On the one hand, the kinetic equations define a canonical form for analytic ODEs, thus being important for pure mathematics [16, 18]. They can display not only the chemically regular phenomenon of having a globally stable fixed point, but also the chemically exotic phenomena (multistability, limit cycles, chaos). It is then no surprise that chemical reaction networks can perform the same computations as other types of physical networks, such as electronic and neural networks [23]. On the other hand, reaction networks are a versatile modelling tool, decomposing processes from applications into a set of simpler elementary steps (reactions). The exotic phenomena in systems biology often execute specific biological functions, example being the correspondence between limit cycles and biological clocks [26,

27]. The construction of reaction networks displaying prescribed properties may be seen as an inverse problem in formal reaction kinetics [4], where, given a set of properties, a set of compatible reaction networks is searched for. Such constructions are useful in application areas such systems biology (as caricature models), synthetic biology (as blueprints), and numerical analysis (as test problems) [25, 30]. In systems biology, kinetic ODEs often have higher nonlinearity degree and higher dimension, thus not being easily amenable to mathematical analysis. Having ODEs with lower nonlinearity degree and lower dimension allows for a more detailed mathematical analysis, and also adds to the set of test problems for numerical methods designed for more challenging real-world problems. In synthetic biology, such constructed systems may be used as a blueprint for engineering artificial networks [30]. A crucial property of the kinetic equations is a lack of so-called cross-negative terms [2], corresponding to processes that involve consumption of a species when its concentration is zero. Such terms are not directly describable by reactions, and may lead to negative values of concentrations. The existence of cross-negative terms, together with a requirement that the dependent variables are always finite, imply that not every nonnegative polynomial ODE system is kinetic, and, thus, further constrain the possible dynamics, playing an important role in the construction of reaction systems, chemical chaos, and pattern formation via Turing instabilities [3, 5]. A trivial example of an ODE with a cross-negative term is given by $dx/dt = -k$, for constant $k > 0$, where the term $-k$, although a polynomial of degree zero, nevertheless cannot be directly represented by a reaction, and results in $x < 0$. In two

dimensions, where the phase plane diagram allows for an intuitive reasoning, the exotic dynamics of ODE systems reduces to limit cycles and multistability. While two-dimensional nonkinetic polynomial ODE systems exhibiting a variety of such dynamics can be easily found in the literature, the same is not true for the more constrained two-dimensional kinetic ODE systems. Motivated by this, this paper consists of two main results: firstly, building upon the framework from [4, 2], an inverse problem framework suitable for constructing the reaction systems is presented in Section 3, with the focus on the so-called kinetic transformations, allowing one to map a nonkinetic into a kinetic system. Secondly, in Section 4, the framework is used for construction of specific two- and three-dimensional bistable kinetic systems undergoing a global bifurcation known as a supercritical homoclinic bifurcation. The corresponding phase planes contain a stable limit cycle and a stable fixed point, with a parameter controlling the distance between them, and their topology is discussed. Definitions and basic results regarding reaction systems are presented in Section 2. A summary of the paper is presented in Section 5.

2 Notation and definitions

The notation and definitions in this paper are inspired by [1, 8, 2].

Definition 2.1. Let \mathbb{R} be the space of real numbers, \mathbb{R}_{\geq} the space of nonnegative real numbers, $\mathbb{R}_{>}$ the space of positive real numbers and $\mathbb{N} = \{0, 1, 2, 3, \dots\}$ the set of natural numbers. Given a finite set S , with cardinality $|S| = S$, the real space of formal sums $c = \sum_{s \in S} c_s s$ is denoted by \mathbb{R}^S if $c_s \in \mathbb{R}$ for all $s \in S$. It is denoted by \mathbb{R}_{\geq}^S if $c_s \in \mathbb{R}_{\geq}$ for all $s \in S$; by $\mathbb{R}_{>}^S$ if $c_s \in \mathbb{R}_{>}$ for all $s \in S$; and by \mathbb{N}^S if $c_s \in \mathbb{N}$ for all $s \in S$; where the number c_s is called the s -component of c for $s \in S$. Support of $c \in \mathbb{R}^S$ is defined as $\text{supp}(c) = \{s \in S : c_s \neq 0\}$. Complement of a set $M \subset S$ is denoted by M^c , and given by $M^c = S \setminus M$.

The formal sum notation is introduced so that unnecessary ordering of elements of a set can be avoided, such as when general frameworks involving sets are described, and when objects under consideration are vector components with irrelevant ordering. The usual vector notation is used when objects under consideration are equations in matrix form, and is put into using starting with equation (3.3).

2.1 Reaction networks and reaction systems

Definition 2.2. A reaction network is a triple $\{S, C, R\}$, where

- (i) S is a finite set, with elements $s \in S$ called the species of the network.
- (ii) $C \subset \mathbb{N}^S$ is a finite set, with elements $c \in C$, called the complexes of the network, such that $\sum_{s \in S} c_s s = c$. Components of c are called the stoichiometric coefficients.
- (iii) $R \subset C \times C$ is a binary relation with elements $r = (c, c_0)$, denoted $c \rightarrow c_0$, with the following properties:

- (a) $\forall c \in C (c \rightarrow c) \in R$; 2
- (b) $\forall c \in C \exists c_0 \in C$ such that $(c \rightarrow c_0) \in R$ or $(c_0 \rightarrow c) \in R$.

Elements $r = c \rightarrow c_0$ are called reactions of the network, and it is said that c reacts to c_0 , with c being called the reactant complex, and c_0 the product complex. The order of reaction r is given by $\text{or} = \sum_{s \in S} c_s < \infty$ for $r = c \rightarrow c_0 \in R$.

Note that as set R implies sets S and C , reaction networks are denoted with R , for brevity. Also, as it is unlikely that a reaction between more than three reactants occurs [2], in this paper we consider reactions with $\text{or} \leq 3$. To represent some of the non-chemical processes as quasireactions, the zero complex is introduced, denoted with \emptyset , with the

property that $\text{supp}(\emptyset) = \emptyset$, where \emptyset is the empty set.

Definition 2.3. Let R be a reaction network and let $\kappa : R S \geq \rightarrow R R \geq$ be a continuous function which maps $x \in R S \geq$ (called “species concentrations”) into $\kappa(x) \in R R \geq$ (called “reaction rates”). Then κ is said to be a kinetics for R provided that, for all $x \in R S \geq$ and for all $r = (c \rightarrow c_0) \in R$, positivity $\kappa r(x) > 0$ is satisfied if and only if $\text{supp}(c) \subset \text{supp}(x)$.

An interpretation of Definition 2.3 is that a reaction, to which a kinetics can be associated, can occur if and only if all the reactant species concentrations are nonzero.

Definition 2.4. A reaction network R augmented with a kinetics κ is called a reaction system, and is denoted $\{R, \kappa\}$.

Definition 2.5. Given a reaction system $\{R, \kappa\}$, the induced kinetic function, $K(\cdot; R) : R S \geq \rightarrow R S$, is given by $K(x; R) = \sum_{r \in R} \kappa r(x)(c_0 - c)$ where $r = c \rightarrow c_0$. The induced system of kinetic equations, describing the time evolution of species concentrations $x \in R S \geq$, takes the form of a system of autonomous first-order ordinary differential equations (ODEs), and is given by

$$\frac{dx}{dt} = \mathcal{K}(x; \mathcal{R}).$$

Note that the kinetic function uniquely defines the system of kinetic equations, and vice-versa. In this paper, the species concentrations satisfying equation (2.1) are required to be finite, i.e. $x_s < \infty$, for $s \in S$, and for $t \geq 0$, except possibly for initial conditions located on a finite number of $(S - z)$ -dimensional subspaces of $R S \geq$, $z \geq 1$.

Definition 2.6. Kinetics κ is called the mass action kinetics if $\kappa r(x) = k r x c$, for $r = (c \rightarrow c_0) \in R$, where $k r > 0$ is the rate constant of reaction r , and $x c = \prod_{s \in S} x_s^{c_s}$, with $0^0 = 1$. A reaction system with the mass action kinetics is denoted $\{R, k\}$, and the

corresponding kinetic function is denoted $K(x; k) \equiv K(x; R) = \sum_{r \in R} k r (c_0 - c) x c$, where $k \in R R >$.

A review of the mass action kinetics can be found in [32]. In this paper, most of the results are stated with kinetics fixed to the mass action kinetics. This is not restrictive, as an arbitrary analytic function can always be reduced to a polynomial one [16].

Example 2.1. Consider the following reaction network (consisting of one reaction) under the mass action kinetics:



so that $S = \{s_1, s_2\}$, $C = \{s_1 + s_2, 2s_2\}$, $R = \{s_1 + s_2 \rightarrow 2s_2\}$ and $k = \{k_1\}$. Concentration $x \in R S \geq$ has two components. To simplify our notation, we write $x_1 = x_{s_1}$, $x_2 = x_{s_2}$, and $K_1(x; k) = K_{s_1}(x; R)$, $K_2(x; k) = K_{s_2}(x; R)$. Then the induced system of kinetic equations is given by

$$\frac{dx_1}{dt} = \mathcal{K}_1(x; k) = -k_1 x_1 x_2, \tag{2.3}$$

$$\frac{dx_2}{dt} = \mathcal{K}_2(x; k) = k_1 x_1 x_2. \tag{2.4}$$

2.2 Kinetic and nonkinetic functions

In this subsection, nonkinetic functions are defined, and further notation for kinetic and nonkinetic functions taking the mass action form is presented.

Definition 2.7. Let $f : R S \geq \rightarrow R S$ be given by $f_s(x) = \sum_{r \in R} f_{sr}(x)$, where $f_{sr}(x) \in R$, for $x \in R S \geq$, $s \in S$ and $r \in R$. If $\exists s \in S$, $\exists r \in R$ and $\exists x \in R S \geq$ such that $s \in \text{supp}(c(x))$ and $f_{sr}(x) < 0$, then $f_{sr}(x)$ is called a cross-negative term, and function $f(x)$ and ODE system $dx/dt = f(x)$ are said to be nonkinetic.

An interpretation of a cross-negative term is that the process corresponding to such a term would consume at least one reactant even

when its concentration is zero, so that it cannot be represented as kinetic reactions.

Kinetic and nonkinetic functions taking the mass action kinetics form are central to this paper. The related notation is introduced in the following definition.

Definition 2.8. Let $P(\cdot; k) : R^S \rightarrow R^S$, $k \in R^R$, be a polynomial function with polynomial degree $\deg(P(x; k)) \leq m$, $m \in N$. Then, the set of functions $P(x; k)$ is denoted by $P_m(R^S; R^S)$. If $P(x; k)$ is a kinetic function, it is denoted by $K(x; k)$, $k \in R^R_{>}$, and the set of such functions is denoted by $P_K m(R^S_{\geq}; R^S)$. If $P(x; k)$ is a nonkinetic function, it is denoted by $N(x; k)$, $k \in R^R$, and the set of such functions with domain R^S is denoted by $P_N m(R^S; R^S)$, while with domain R^S_{\geq} by $P_N m(R^S_{\geq}; R^S)$.

Note that a system $\{R, k\}$, corresponding to $N(x; k)$ in Definition 2.8, has a well-defined reaction network R (for $r = c \rightarrow c_0$, $r \in R$, we restrict c, c_0 to positive integers), but an ill-defined kinetics taking the mass action form (we allow set k to have elements that are negative). Thus, set k corresponding to $N(x; k)$ cannot be interpreted as a set of reaction rate constants, as opposed to set k corresponding to $K(x; k)$ (see also Example 2.2). Note also that $P_m(R^S_{\geq}; R^S) = P_K m(R^S_{\geq}; R^S) \cup P_N m(R^S_{\geq}; R^S)$, with $P_K m(R^S_{\geq}; R^S) \cap P_N m(R^S_{\geq}; R^S) = \emptyset$.

2.3 Properties of kinetic functions

From Definition 2.3 it follows that a kinetic function $K(x; R)$ has a structural property: crossnegative terms are absent. In this subsection, further properties of $K(x; R)$ are defined: nonnegativity (absence of cross-negative effect), and a structural property called x -factorability.

Definition 2.9. Let $f : R^S_{\geq} \rightarrow R^S$ be given by $f_s(x) = \sum_{r \in R} f_{sr}(x)$, where $f_{sr}(x) \in R$, for $x \in R^S_{\geq}$, $s \in S$ and $r \in R$. If $\forall s \in S, \forall x \in R^S_{\geq}$, $s \in \text{suppc}(x) \Rightarrow f_s(x) \geq 0$, then $f(x)$ and $dx/dt = f(x)$ are said to be nonnegative.

Otherwise, $f(x)$ and $dx/dt = f(x)$ are said to be negative, and a cross-negative effect is said to exist $\forall x \in R^S_{\geq}$ for which $\exists s \in S$ such that $s \in \text{suppc}(x)$ and $f_s(x) < 0$.

Note that the absence of cross-negative terms implies nonnegativity, but the converse is not necessarily true [2, 7], i.e. an ODE system may have cross-negative terms, without having a cross-negative effect, as we will show in Example 2.2. Cross-negative terms play an important role in mathematical constructions of reaction systems, in the context of chaos in kinetic equations, and pattern formation via Turing instabilities [3, 5]. In the context of oscillations, as a generalization of the result in [20], one can prove that in twodimensional reaction systems with mass action form and with at most bimolecular reactions, the nonexistence of a cross-negative effect in the ODEs is a sufficient condition for nonexistence of limit cycles (see A).

Example 2.2. Consider the following ODE system with polynomial RHS:

$$\frac{dx_1}{dt} = P_1(x; k) = 1 + x_1^2 + 2kx_2 + x_2^2, \tag{2.5}$$

$$\frac{dx_2}{dt} = P_2(x; k) = 1, \tag{2.6}$$

where $P(x; k) \in P_2(R^S; R^S)$, $S = 2$, $k \in R$ and $x = \{x_1, x_2\}$. Considering $x_1 = 0$ and $x_2 > 0$, it follows that $P_1(\{0, x_2\}; k) = 1 + 2kx_2 + x_2^2$. Then:

- (i) If $k \geq 0$, then (2.5)–(2.6) contains no cross-negative terms, and so it is kinetic: $P(x; k) \in P_K 2(R^S_{\geq}; R^S)$.
- (ii) If $k < 0$, then (2.5)–(2.6) contains one cross-negative term, $2kx_2$, and so it is nonkinetic: $P(x; k) \in P_N 2(R^S; R^S)$. (a) If $-1 \leq k < 0$, then (2.5)–(2.6) contains no cross-negative effect, and so it is nonnegative. (b) If $k < -1$, then (2.5)–(2.6) contains a cross-negative effect for $x = \{0, x_2\}$,

where $x_2 \in -k - \sqrt{k^2 - 1}, -k + \sqrt{k^2 - 1}$, and so it is negative

System (2.5)–(2.6) induces a reaction system only in case (i). In particular, nonnegative ODE system (2.5)–(2.6) with $P(x; k) \in P_{N^2}(R, S \geq; R, S)$ in part (ii)(a) does not induce a reaction system (although, given a nonnegative initial condition, the solution of (2.5)–(2.6) is nonnegative for all forward times).

Definition 2.10.

Let $f: R, S \geq \rightarrow R, S$ be given by $f_s(x) = P_{r \in R} f_{sr}(x)$, where $f_{sr}(x) \in R$, for $x \in R, S \geq, s \in S$ and $r \in R$. Then term $f_{sr}(x)$ is said to be x_s -factorable if $f_{sr}(x) = x_s p_{sr}(x)$, where $p_{sr}(x)$ is a polynomial function of x . If $\exists s \in S$, such that $f_s(x) = x_s P_{r \in R} p_{sr}(x)$, then $f(x)$ and ODE system $dx/dt = f(x)$ are said to be x_s -factorable. If $\forall s \in S$ it is true that $f_s(x) = x_s P_{r \in R} p_{sr}(x)$, then $f(x)$ and ODE system $dx/dt = f(x)$ are said to be x -factorable.

Example 2.3. System (2.3)–(2.4) is x -factorable, since $K_1(x; k) = x_1(-k_1 x_2)$ and $K_2(x; k) = x_2(k_1 x_1)$. X -factorable ODE systems are a subset of kinetic equations under the mass action kinetics [10] (see also Section 3.2.2).

3 Inverse problem for reaction systems

In some applications, we are interested in the direct problem: we are given a reaction network with kinetics, i.e. a reaction system $\{R, \kappa\}$, and we then analyse the induced system of kinetic equations (2.1) in order to determine properties of the reaction system. For example, an output of a direct problem might consist of verifying that the kinetic equations undergo a bifurcation. In this paper, we are interested in the inverse problem: we are given a property of an unknown reaction system, and we would then like to construct a reaction system displaying the property. The inverse problem framework described

in this section is inspired by [2, 4]. The first step in the inverse problem is, given a quantity that depends on a kinetic function, to find a compatible kinetic function $K(x; R)$, while the second step is then to find a reaction system $\{R, \kappa\}$ induced by the kinetic function. The second step is discussed in more detail in Section 3.1, while the first step in Section 3.2. The constructions of a reaction system $\{R, \kappa\}$ often involve constraints defining simplicity of the system (e.g. see [22]), and the simplicity can be related to the kinetic equations (structure and dimension of the equations, and/or the phase space), and/or to reaction networks (cardinality, conservability, reversibility, deficiency). How the simplicity constraints are prioritized depends on the application area, with simplicity of the kinetic equations being more important for mathematical analysis, while simplicity of the reaction networks for synthetic biology.

3.1 The canonical reaction network Let us assume that we are able to construct an ODE system of the form (2.1) where its RHS is a kinetic function, $K(x; R)$, and the system has the property required by the inverse problem. Then, one can always find a reaction system induced by the kinetic function [3, 4]. While, for a fixed kinetics, a reaction network induces kinetic function uniquely by definition (see Definition 2.5), the converse is not true – the inverse mapping of the kinetic function to the reaction networks is not unique – a fact known as the fundamental dogma of chemical kinetics [8, 9, 3]. For example, in [9], for a fixed kinetic function and a fixed set of complexes (C fixed), mixed integer programming is used for numerical computation of different induced reaction networks with varying properties. On the other hand, a constructive proof that every kinetic function induces a reaction system is given

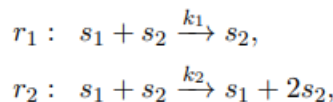
in [3], where C is generally not fixed (product complexes may be created), but the construction can be performed analytically, and it uniquely defines an induced reaction system for a given kinetic function. The procedure is used in this paper, so it is now defined.

Definition 3.1. Let $\kappa : R S \geq \rightarrow R R \geq$ be a kinetics. Consider the kinetic function given by $K(x; R) = \sum_{r \in R} \kappa_r(x)$, where $x \in R S \geq$ and $\kappa_r \in R S$. Let us map $K(x; R)$ to a reaction system $\{RK^{-1}, \kappa K^{-1}\}$ with complexes and kinetics given by:

- (i) Reactant complexes, c_r , are assumed to be uniquely obtainable from $\kappa_r(x)$ for $r \in R$, which is true in the case of the mass action kinetics.
- (ii) Reaction $c_r \rightarrow c_0$ is then constructed for each $r \in R$ and $s \in S$, where new product complexes are given by $c_0 = c_r + \text{sign}(d_r)s$, with $\text{sign}(\cdot)$ being the sign function.
- (iii) The new kinetics is then defined as $\kappa K^{-1}(x) \equiv |d_r| \kappa_r(x)$, for $r \in R$, $s \in S$, where $d_r \in RK^{-1}$. The induced reaction system $\{RK^{-1}, \kappa K^{-1}\}$ is called the canonical reaction system, with RK^{-1} being the canonical reaction network.

Note that the procedure in Definition 3.1 creates a reaction for each term in each kinetic equation. Note also that each reaction leads to a change in copy number of precisely one chemical species, and the change in the copy number is equal to one. Thus, the canonical reaction networks are simple in the sense that they can be constructed from a kinetic function in straightforward way, while they generally do not contain minimal number of reactions.

Example 3.1. The canonical reaction network for system (2.3)–(2.4) is given by



so that $S = \{s_1, s_2\}$, $C = \{s_1 + s_2, s_2, s_1 + 2s_2\}$, $RK^{-1} = \{s_1 + s_2 \rightarrow s_2, s_1 + s_2 \rightarrow s_1 + 2s_2\}$ and $\kappa K^{-1} = \{k_1, k_2\}$, $k_2 = k_1$. Note that the canonical reaction network (3.1) contains more reactions than the original network (2.2).

3.2 Kinetic transformations

Firstly, mapping a solution-dependent quantity to the RHS of an ODE system is much more likely to result in nonkinetic functions, $N(x; R)$, on the RHS (see Definition 2.7) [2]. However, only kinetic functions induce reaction networks, as exemplified in Example 2.2. Secondly, even if mapping a solution-dependent quantity results in a kinetic function, it may be necessary to modify the function in order to satisfy given constraints, and this may change the kinetic function into a nonkinetic function. For these two reasons, it is beneficial to study mappings that can transform arbitrary functions into kinetic functions. This motivates the following definition, for the case of mass action kinetics, that relies on the notation introduced in Definition 2.8.

Definition 3.2. Let $P(x; k) \in P_m(R S; R S)$, $k \in R R$, i.e. $P(x; k)$ is a polynomial function. Consider the corresponding ODE system in the formal sum notation

$$\frac{dx}{dt} = P(x; k), \tag{3.2}$$

where $x \equiv x(t) \in R S$. Then, a transformation Ψ is called a kinetic transformation if the following conditions are satisfied:

- (i) $\Psi : P_m(R S; R S) \rightarrow P_{K m}^-(R S^-; R S^-)$, $m^- \geq m$, $S^- \geq S$, maps the polynomial function $P(x; k)$ into a kinetic function $K(x; k)$

- $\bar{k}) \equiv (\Psi(P))(\bar{x}; \bar{k})$ for $\bar{x} \in \mathbb{R}^S \geq$ and $\bar{k} \in \mathbb{R}^R >$.
- (ii) Let x^* be a fixed point of (3.2) that is mapped by Ψ to fixed point $\bar{x}^* \in \mathbb{R}^S \geq$ of the system of kinetic equations (2.1) with $K(\bar{x}; \bar{k})$ on its RHS. Let also the eigenvalues of the Jacobian matrix of $P(x; k)$, $J(x^*; k)$, denoted by λ_n , $n = 1, 2, \dots, S$, be mapped to the eigenvalues of Jacobian of $K(\bar{x}; \bar{k})$, $J\Psi(\bar{x}^*; \bar{k})$, which are denoted by λ^-_n , $n = 1, 2, \dots, S$. Then, for every such fixed point x^* it must be true that $\text{sign}(\lambda_n) = \text{sign}(\lambda^-_n)$, $n = 1, 2, \dots, S$, and, if there are any additional eigenvalues λ^-_n , $n = S + 1, \dots, S^+$, they must satisfy $\text{sign}(\lambda^-_n) < 0$.

If any of the condition (i)–(ii) is not true, Ψ is called a nonkinetic transformation. Put more simply, given an input polynomial function, a kinetic transformation must (i) map the input polynomial function into an output kinetic function, and (ii) the output function must be locally topologically equivalent to the input function in the neighbourhood of the corresponding fixed points, and the dynamics along any additional dimensions of the output function (corresponding to the additional species) must asymptotically tend to the corresponding fixed point. Let us note that the output function is defined only in the nonnegative orthant, so that the topological equivalence must hold only near the fixed points of the input function that are mapped to the nonnegative orthant under kinetic transformations.

One may wish to impose a set of constraints on an output function, such as requiring that a predefined region of interest in the phase space of the input function is mapped to the positive orthant

of the corresponding output function. A subset of constraints is now defined.

Definition 3.3. Let $P(x; k) \in P_m(\mathbb{R}^S; \mathbb{R}^S)$, $k \in \mathbb{R}^R$. Let also $\phi_j : \mathbb{R}^R \rightarrow \mathbb{R}$ be a continuous function, mapping set k into $\phi_j(k) \in \mathbb{R}$, $j = 1, 2, \dots, J$. Then, set $\Phi \equiv \{\phi_j(k) \geq 0 : j = 1, 2, \dots, J\}$ is called a set of constraints.

There are two sets of kinetic transformations. The first, and the preferred, set of possible kinetic transformations are affine transformations, which are discussed in Section 3.2.1. Affine transformations may be used, not only as possible kinetic transformations, but also to satisfy a set of constraints. The second set, necessarily used when affine transformations fail, are nonlinear transformations that replace cross-negative terms, with x -factorable terms (see Definition 2.10), without introducing new cross-negative terms, and two such transformations are discussed in Sections 3.2.2 and 3.2.3. In choosing a nonlinear transformation, one generally chooses between obtaining, on the one hand, lower-dimensional kinetic functions with higher-degree of nonlinearity (i.e. lower S/S^- and higher $-m/m$ in Definition 3.2(i)) and/or higher numbers of the nonlinear terms, and, on the other hand, higher-dimensional kinetic functions with lower degree of nonlinearity (i.e. higher S/S^- and lower $-m/m$) and/or lower numbers of the nonlinear terms. Before describing the transformations in a greater detail, the usual vector notation is introduced and related to the formal sum notation from Section 2. The vector notation is used when ODE systems are considered in matrix form, while the formal sum notation is used when ODE systems are considered component-wise.

Notation. Let $|S| = S$, $|C| = C$ and $|R| = R$, and suppose S , C and R are each given a fixed ordering with indices being $n = 1, 2,$

..., S, i = 1, 2, ..., C, and l = 1, 2, ..., R, respectively, i.e. one can identify the ordered components of formal sums with components of Euclidean vectors. Let also the indices sn be denoted by n, n = 1, 2, ... , S, for brevity. Then, the kinetic equations under the mass action kinetics in the formal sum notation are given by (2.1). In this section, we start with equations which have more general polynomial, and not necessarily kinetic, functions on the RHS, i.e. the ODE system is written in the formal sum notation as (3.2), while in the usual vector notation by

$$\frac{dx}{dt} = \mathcal{P}(x; k), \tag{3.3}$$

where $\mathcal{P}(x; k) \in \text{Pm}(R S ; R S)$, $x \in R S \geq$, and $k \in R R$.

3.2.1 Affine transformation Definition 3.4. Consider applying an arbitrary nonsingular matrix $A \in R S \times S$ on equation (3.3), resulting in:

$$\frac{d\bar{x}}{dt} = A \mathcal{P}(A^{-1}\bar{x}; \bar{k}) \equiv (\Psi_A \mathcal{P})(\bar{x}; \bar{k}), \tag{3.4}$$

where $\bar{x} = Ax$, and \bar{k} is a vector of new rate constants obtained from k by rewriting the polynomial on the RHS of (3.4) into the mass action form. Then $\Psi_A : \text{Pm}(R S ; R S) \rightarrow \text{Pm}(R S ; R S)$, mapping $\mathcal{P}(x; k)$ to $(\Psi_A \mathcal{P})(\bar{x}; \bar{k})$, is called a centroaffine transformation. If A is an orthogonal matrix, then Ψ_A is called an orthogonal transformation.

Definition 3.5. Consider substituting $\bar{x} = x + T$ in equation (3.3), where $T \in R S$, which results in:

$$\frac{d\bar{x}}{dt} = \mathcal{P}(\bar{x} - T; \bar{k}) \equiv (\Psi_T \mathcal{P})(\bar{x}; \bar{k}), \tag{3.5}$$

where \bar{k} is a vector of the new rate constants obtained from k by rewriting the polynomial on the RHS of (3.5) into the mass action form. Then $\Psi_T : \text{Pm}(R S ; R S$

) $\rightarrow \text{Pm}(R S ; R S)$, mapping $\mathcal{P}(x; k)$ to $(\Psi_T \mathcal{P})(\bar{x}; \bar{k})$, is called a translation transformation.

A composition of a translation and a centroaffine transformation, $\Psi_{A,T} = \Psi_A \circ \Psi_T$, i.e. an affine transformation, may be used as a possible kinetic transformation (see Definition 3.2). Let us note that condition (ii) in Definition 3.2 is necessarily satisfied for all affine transformation, i.e. affine transformations preserve the topology of the phase space, as well as the polynomial degree of the functions being mapped [6]. For these reasons, affine transformations are preferred over the alternative nonlinear transformations, discussed in the next two sections. However, affine transformations do not necessarily satisfy condition (i) in Definition 3.2, so that they are generally nonkinetic transformations. However, despite being generally nonkinetic, affine transformations map sets k into new sets \bar{k} (see equations (3.4) and (3.5)), so that they may be used for satisfying a given set of constraints imposed on the output function (see Definition 3.3). This motivates the following definition.

Definition 3.6. Let $\mathcal{P}(x; k) \in \text{Pm}(R S ; R S)$. If it is not possible that simultaneously $(\Psi_A \circ \Psi_T \mathcal{P})(\bar{x}; \bar{k})$ is a kinetic function, and that a given set of constraints $\Phi \equiv \{\varphi_j(\bar{k}) \geq 0 : j = 1, 2, \dots, J\}$ is satisfied, for all $A \in R S \times S$ and for all $T \in R S$, then it is said that $\mathcal{P}(x; k)$ and the corresponding equation (3.2) are affinely nonkinetic, given the constraints. Otherwise, they are said to be affinely kinetic, given the constraints.

If the set of constraints in Definition 3.3 is empty, affinely nonkinetic functions are called essentially nonkinetic, while those that are affinely kinetic are called removably nonkinetic. Such labels emphasize that, if a function is essentially nonkinetic, a kinetic function that is

globally topologically equivalent cannot be obtained, while if a function is removably nonkinetic, a globally topologically equivalent kinetic function can be obtained.

Explicit sufficient conditions for a polynomial function $P(x; k)$ to be affinely kinetic, or nonkinetic, are generally difficult to obtain. Even in the simpler case $P(x; k) \in P_2(\mathbb{R}^2; \mathbb{R}^2)$, such conditions are complicated, and cannot be easily generalized for higher-dimensional systems and/or systems with higher degree of nonlinearity [6]. In [5], based on the polar and spectral decomposition theorems, it has been argued that if no orthogonal transformation is kinetic, then no centroaffine transformation is kinetic. The result is reproduced in this paper using the more concise singular value decomposition theorem, and is generalized to the case when the set of constraints is nonempty. Loosely speaking, the theorem states that “orthogonally nonkinetic” functions are affinely nonkinetic as well, given certain constraints.

Theorem 3.1. If $P(x; k) \in P_m(\mathbb{R}^S; \mathbb{R}^S)$ is nonkinetic under $\Psi Q \circ \Psi T$, given a set of constraints Φ , for all orthogonal matrices $Q \in \mathbb{R}^{S \times S}$ and for all $T \in \mathbb{R}^S$, then $P(x; k)$ is also affinely nonkinetic, given Φ , provided the following condition holds: $\text{sign}(\phi_j(k)) = \text{sign}(\phi_j(\bar{k}))$, $j = 1, 2, \dots, J$, for all diagonal and positive definite matrices $\Lambda \in \mathbb{R}^{S \times S}$, with $\Psi \Lambda P = (\Psi \Lambda P)(\bar{x}; \bar{k})$.

Proof. By the singular value decomposition theorem, nonsingular matrices $A \in \mathbb{R}^{S \times S}$ can be written as $A = Q_1 \Lambda Q_2$, where $Q_1, Q_2 \in \mathbb{R}^{S \times S}$ are orthogonal, and $\Lambda \in \mathbb{R}^{S \times S}$ diagonal and positive definite. Cross-negative terms are invariant under transformation $\Psi \Lambda$ for all Λ [5]. If Φ from Definition 3.3 is such that functions $\text{sign}(\phi_j(k))$, $j = 1, 2, \dots, J$, are invariant under all positive definite

diagonal matrices $\Lambda \in \mathbb{R}^{S \times S}$, the statement of the theorem follows.

3.2.2 X-factorable transformation
Definition 3.7. Consider multiplying the RHS of equation (3.3) by a diagonal matrix $X(x) = \text{diag}(x_1, x_2, \dots, x_S)$, resulting in

$$\frac{dx}{dt} = X(x)P(x; k) \equiv (\Psi_X P)(x; k). \tag{3.6}$$

Then $\Psi_X : P_m(\mathbb{R}^S; \mathbb{R}^S) \rightarrow P_{m+1}(\mathbb{R}^S; \mathbb{R}^S)$, mapping $P(x; k)$ to $(\Psi_X P)(x; k)$, is called an xfactorable transformation. If X is diagonal and its nonzero elements are

$$X_{ss} = \begin{cases} x_s, & \text{if } s \in S', \\ 1, & \text{if } s \in S \setminus S', \end{cases}$$

where $S_0 \subset S$, $S_0 \neq \emptyset$, then the transformation is denoted $\Psi_X S_0$, and is said to be xS_0 -factorable. When $X \in \mathbb{R}^2$ is x_1 -factorable, i.e. $X(x_1) = \text{diag}(x_1, 1)$, we write $\Psi_X 1 \equiv \Psi_X \{1\}$.

Theorem 3.2. $(\Psi_X P)(x; k)$ from Definition 3.7 is a kinetic function, i.e. $(\Psi_X P)(x; k) \in P_{K,m+1}(\mathbb{R}^S \geq; \mathbb{R}^S)$. **Proof.** See [10].

Functions $P(x; k)$ and $(\Psi_X P)(x; k)$ are not necessarily topologically equivalent due to two overlapping artefacts that Ψ_X can produce, so that Ψ_X is generally a nonkinetic transformation. Firstly, the fixed points of the former system can change the type and/or stability under Ψ_X , and, secondly, the latter system has an additional finite number of boundary fixed points. The following theorem specifies the details of the artefacts for two-dimensional systems.

Theorem 3.3. Let us consider the ODE system (3.3) in two dimensions with RHS $P(x; k) = (P_1(x; k), P_2(x; k))$. The following statements are true for all the fixed points x^* of the twodimensional

system (3.3) in \mathbb{R}^2 under $\Psi X S_0$, $S_0 \subseteq \mathbb{R}^2$, $S_0 \neq \emptyset$:

- (i) All the saddle fixed points are unconditionally invariant, i.e. saddle points of (3.3) correspond to saddle points of (3.6).
- (ii) A sufficient condition for stability of a fixed point x^* to be invariant is:

$$\frac{\partial P_1(x; k)}{\partial x_1} \Big|_{x=x^*} \frac{\partial P_2(x; k)}{\partial x_2} \Big|_{x=x^*} \geq 0.$$

- (iii) A sufficient condition for the type of a fixed point x^* to be invariant is:

$$\frac{\partial P_1(x; k)}{\partial x_2} \Big|_{x=x^*} \frac{\partial P_2(x; k)}{\partial x_1} \Big|_{x=x^*} \geq 0.$$

Assume that the ODE system (3.3) does not have fixed points on the axes of the phase space. Nevertheless, the two-dimensional system (3.6) can have additional fixed points on the axes of the phase space, called boundary fixed points, denoted $x^* \in \mathbb{R}^2_{\geq}$. The boundary fixed points can be either nodes or saddles, and the following statements are true: (iv) If system (3.6) is x -factorable, then the origin is a fixed point, $x^* = 0$, with eigenvalues $\lambda_i = P_i(x^*; k) \leq 0$, $i = 1, 2$, and the corresponding eigenvectors along the phase space axes.

(v) For $x^* \in \mathbb{R}^2_{\geq}$, $x^* \neq 0$, a boundary fixed point is a node if and only if

$$P_i(x^*; k) \frac{\partial P_j(x; k)}{\partial x_j} \Big|_{x=x^*} > 0,$$

with the node being stable if $P_i(x^*; k) < 0$, and unstable if $P_i(x^*; k) > 0$, $i, j = 1, 2$, $i \neq j$. Otherwise, the fixed point is a saddle.

Proof. Without loss of generality, we consider two forms of the system (3.6) with $S = 2$:

$$\frac{dx_1}{dt} = x_1 P_1(x; k), \tag{3.7}$$

$$\frac{dx_2}{dt} = x_2^p P_2(x; k), \tag{3.8}$$

where $p \in \{0, 1\}$, so that system (3.7)–(3.8) is x -factorable for $p = 1$, but only x_1 -factorable for $p = 0$. The results derived for an x_1 -factorable system hold when the system is x_2 -factorable, if the indices are swapped. By writing $P_i(x; k) = P_i$, $i = 1, 2$, the Jacobian of (3.7)–(3.8), J_X , is for $p \in \{0, 1\}$ given by

$$J_X(x) = \begin{pmatrix} P_1 + x_1 \frac{\partial P_1}{\partial x_1} & x_1 \frac{\partial P_1}{\partial x_2} \\ x_2^p \frac{\partial P_2}{\partial x_1} & p P_2 + x_2^p \frac{\partial P_2}{\partial x_2} \end{pmatrix}.$$

First, consider how fixed points of $P(x; k)$ are affected by transformation $\Psi X S_0$. Denoting the Jacobian of two-dimensional system (3.3) by J , and assuming the fixed points are not on the axes of the phase space (i.e. $x^* \in \mathbb{R}^2_{>}$), the Jacobians evaluated at x^* are given by:

$$J(x^*) = \begin{pmatrix} \frac{\partial P_1}{\partial x_1} & \frac{\partial P_1}{\partial x_2} \\ \frac{\partial P_2}{\partial x_1} & \frac{\partial P_2}{\partial x_2} \end{pmatrix} \Big|_{x=x^*}, \quad J_X(x^*) = \begin{pmatrix} x_1 \frac{\partial P_1}{\partial x_1} & x_1 \frac{\partial P_1}{\partial x_2} \\ x_2^p \frac{\partial P_2}{\partial x_1} & p P_2 + x_2^p \frac{\partial P_2}{\partial x_2} \end{pmatrix} \Big|_{x=x^*}.$$

Comparing the trace, determinant and discriminant of $J(x^*)$ and $J_X(x^*)$, we deduce (i)–(iii). To prove (iv)–(v), we evaluate J_X at the boundary fixed points of the form $x^* \in \mathbb{R}^2_{\geq}$ to get

$$J_X(x_b^*) = \begin{pmatrix} P_1 & 0 \\ x_2^p \frac{\partial P_2}{\partial x_1} & p P_2 + x_2^p \frac{\partial P_2}{\partial x_2} \end{pmatrix} \Big|_{x=x_b^*}. \tag{3.9}$$

If $p = 1$, then one of the boundary fixed points is $x^* = 0$, and the Jacobian becomes a diagonal matrix, so that condition (iv) holds. If $x^* \in \mathbb{R}^2_{\geq}$, $x^* \neq 0$, then $P_2(0, x^*; k) = 0$ in (3.9), and comparing the trace, determinant and discriminant of $J(x^*)$ and $J_X(x^*)$, we deduce (v). Theorem 3.3 can be used to find conditions that an x -factorable transformation given by $\Psi X : \mathbb{R}^2 \rightarrow \mathbb{R}^2$ is a kinetic transformation. While conditions (ii)–(iii) in Theorem 3.3 may be violated when ΨX is used, so that ΨX is a

nonkinetic transformation, a composition of an affine transformation and an x -factorable transformation, i.e. $\Psi_{X,A,T} = \Psi_X \circ \Psi_A \circ \Psi_T$, may be kinetic. Furthermore, such a composite transformation may also be used to control the boundary fixed points introduced by Ψ_X . Finding an appropriate A and T to ensure the topological equivalence near the fixed points typically means that the region of interest in the phase space has to be positioned at a sufficient distance from the axes. However, since the introduced boundary fixed points may be saddles, this implies that the phase curves may be significantly globally changed, regardless of how far away from the axes they are. The most desirable outcome of controlling the boundary fixed points is to eliminate them, or shift them outside of the nonnegative orthant. The former can be attempted by ensuring that the nullclines of the original ODE system (3.3) do not intersect the axes of the phase space, while the latter by using the Routh-Hurwitz theorem [34].

An alternative transformation, which is always kinetic, that also does not change the dimension of an ODE system is the time-parametrization transformation [14]. However, while Ψ_X increases the polynomial degree by one, and introduces only a finite number of boundary fixed points which are given as solutions of suitable polynomials, the time-parameterization transformation generally increases the nonlinearity degree more than Ψ_X , and introduces infinitely many boundary fixed points.

3.2.3 The quasi-steady state transformation

The quasi-steady state assumption (QSSA) is a popular constructive method for reducing dimension of ODE systems by assuming that, at a given time-scale, some of the species reach a quasi-steady state, so that they can be described by algebraic, rather than differential equations. The QSSA is based on Tikhonov's theorem [11, 12] that specifies conditions ensuring that the solutions of the reduced system are asymptotically equivalent to the

solutions of the original system. The original system is referred to as the total system, and it consists of the reduced subsystem, referred to as the degenerate system, and the remaining subsystem, called the adjointed system, so that the QSSA consists of replacing the total system with the degenerate one, by eliminating the adjointed system. Korzukhin's theorem [11, 12] is an existence result ensuring that, given any polynomial degenerate system, there exists a corresponding total system that is kinetic.

Thus, Tikhonov's theorem can be seen as a constructive direct asymptotic dimension reduction procedure, while Korzukhin's theorem as an inverse asymptotic dimension expansion existence result. Korzukhin's theorem has an important implication that an application of the QSSA can result in a degenerate system that is structurally different than the corresponding total system. In this paper, the QSSA is assumed to necessarily be compatible with Tikhonov's theorem. If this is not the case, then it has been demonstrated in [14, 15] that application of a QSSA can create dynamical artefacts, i.e. it can result in degenerate systems, not only structurally different, but also dynamically different from the total systems. The artefacts commonly occur due to the asymptotic parameters in Tikhonov's theorem not being sufficiently small. For example, it has been shown that exotic phenomena such as multistability and oscillations can exist in a degenerate system, while not existing in the corresponding total system [14, 15]. Using Korzukhin's and Tikhonov's theorems, a family of kinetic total systems for an arbitrary nonkinetic polynomial degenerate system can be constructed, as is now shown. For simplicity, we denote $x \in \mathbb{R}^S$ and $c \in \mathbb{N}^S$.

Definition 3.8. Consider equation (3.2), and assume that the reaction set is partitioned, $R = R_1 \cup R_2$, $R_1 \cap R_2 = \emptyset$, so that (3.2), together with the initial conditions, can be written as

$$\frac{dx_s}{dt} = \sum_{r \in R_1} a_{sr} x^{\alpha_{sr}} - \sum_{r \in R_2} b_{sr} x^{\beta_{sr}}, \quad \text{for } s \in S, \quad (3.10)$$

$$x_s(t_0) = x_s^0, \quad x_s^0 \geq 0, \quad (3.11)$$

where $x \in R^S$, $\alpha_{sr} \in N^S$, $\beta_{sr} \in N^S$, $\alpha_{sr} \neq \beta_{sr}$, $\alpha_{sr} \in R^{\geq}$ and $\beta_{sr} \in R^{\geq}$ for all $s \in S$ and $r \in R$. Assume further that the species set is partitioned, $S = S_1 \cup S_2$, $S_1 \cap S_2 = \emptyset$, so that equations for species $s \in S_1$ are kinetic, while those for species $s \in S_2$ are nonkinetic. Consider the following

total system, consisting of a degenerate system given by

$$\frac{dx_s}{dt} = \sum_{r \in R_1} a_{sr} x^{\alpha_{sr}} - \sum_{r \in R_2} b_{sr} x^{\beta_{sr}}, \quad \text{for } s \in S_1, \quad (3.12)$$

$$\frac{dx_s}{dt} = \sum_{r \in R_1} a_{sr} x^{\alpha_{sr}} - \omega_s^{-1} x_s p_s(x) y_s - \sum_{r \in R_2} b_{sr} x^{\beta_{sr}}, \quad \text{for } s \in S_2, \quad (3.13)$$

which satisfies the initial condition (3.11) with $x_0 > 0$ for $s \in S_2$, and an adjointed system given by

$$\mu \frac{dy_s}{dt} = \omega_s - x_s p_s(x) y_s, \quad \text{for } s \in S_2, \quad (3.14)$$

$$y_s(t_0) = y_s^0, \quad y_s^0 \geq 0, \quad \text{for } s \in S_2, \quad (3.15)$$

where $\mu > 0$, $\omega_s > 0$ are parameters, and $p(x)$ is a polynomial function of x satisfying $p(x) \in P_{m_0}(R^S \geq; R^{S_2} >)$ for $m_0 \in N$. Then $\Psi QSSA : P_m(R^S; R^S) \rightarrow P_m^-(R^{S+S_2} \geq; R^{S+S_2})$, mapping the RHS of differential equations in system (3.10)–(3.11), denoted $P(x; k)$, to the RHS of differential equations of system (3.12)–(3.15), denoted $(\Psi QSSAP)(\{x, y\}; \bar{k})$, with the constraint that $x_s > 0$ for $s \in S_2$, is called a quasi-steady state transformation. Here, $\bar{m} \leq m + m_0 + 2$, and \bar{k} is a vector of the new rate constants obtained from k by rewriting the polynomial $(\Psi QSSAP)(\{x, y\}; \bar{k})$ into the mass action form.

Theorem 3.4. Solutions of systems (3.10)–(3.11) and (3.12)–(3.15), corresponding to $P(x; k)$ and $(\Psi QSSAP)(\{x, y\}; \bar{k})$, are asymptotically equivalent in the limit $\mu \rightarrow 0$, and $(\Psi QSSAP)(\{x, y\}; \bar{k})$ is a kinetic function.

Proof. Fixed points of system (3.14) satisfy $y_s = \omega_s / (x_s p_s(x)) - 1$. The fixed points are isolated, and, since (from Definition 3.8) $x_s >$

0 and $p_s(x) > 0$, $\forall x \in R^S \geq$, $\forall s \in S_2$, it follows that the fixed points are globally stable. Thus, the conditions of Tikhonov’s theorem [11] are satisfied by the total system (3.12)–(3.15). Then, by applying the theorem, i.e. substituting $y = \omega_s / (x_s p_s(x)) - 1$ into (3.13), one recovers the corresponding degenerate system given by (3.10)–(3.11). Finally, the total system (3.12)–(3.15) is kinetic, as can be verified by using Definition 2.7.

Corollary 3.1. The quasi-steady state transformation $\Psi QSSA$, defined in Definition 3.8, is a kinetic transformation in the limit $\mu \rightarrow 0$.

An alternative transformation, for which condition (i) in Definition 3.2 is also always satisfied, and that also expands the dimension of an ODE system, is an incomplete Carleman embedding [18, 17]. However, condition (ii) in Definition 3.2 is satisfied for the incomplete Carleman embedding only provided initial conditions for the adjointed system are appropriately constrained, and, furthermore, the transformation generally results in an adjointed system with a higher nonlinearity degree when compared to $\Psi QSSA$. In fact, Theorem 3.4 can be seen as an asymptotic alternative to the incomplete Carleman embedding, i.e. instead of requiring adjointed variables to satisfy $y_s(t) = \omega_s x^{-1} p^{-1}(x(t))$, one requires them to satisfy $\lim_{\mu \rightarrow 0} y_s(t) = \omega_s x^{-1} p^{-1}(x(t))$. The theorem can also be seen as an extension of using the QSSA to represent reactions of more than two molecules as a limiting case of bimolecular reactions [19] to the case of using the QSSA to represent cross-negative terms as a limiting case of kinetic ones.

4 Construction of reaction systems undergoing a supercritical homoclinic bifurcation

In this section, a brief review of a general bifurcation theory, and a more specific homoclinic bifurcation, is presented. This is followed by applying the framework

developed in Section 3 to construct specific reaction systems displaying the homoclinic bifurcation.

Variations of parameters in a parameter dependent ODE system may change topology of the phase space, e.g. a change may occur in the number of invariant sets or their stability, shape of their region of attraction or their relative position. At values of the bifurcation parameters at which the system becomes topologically nonequivalent it is said that a bifurcation occurs, and the bifurcation is characterized by two sets of conditions: bifurcation conditions defining the type of bifurcation, and genericity conditions ensuring that the system is generic, i.e. can be simplified near the bifurcation to a normal form [24]. If it is sufficient to analyse a small neighbourhood of an invariant set to detect a bifurcation, the bifurcation is said to be local. Otherwise, it is called global, and the analysis becomes more challenging. Bifurcations are common in kinetic equations, where, in the case of the mass action kinetics, the rate constants play the role of bifurcation parameters [25, 26, 27, 28, 29]. In this paper, focus is placed on a global bifurcation giving rise to stable oscillations, called a supercritical homoclinic bifurcation [24, 21, 26].

Definition 4.1. Suppose x^* is a fixed point of system (3.3). An orbit γ^* starting at a point x is called homoclinic to the fixed point x^* if its α -limiting and ω -limiting sets are both equal to x^* .

Put more simply, a homoclinic orbit connects a fixed point to itself. An example of a homoclinic orbit to a saddle fixed point can be seen in Figure 1(b) on page 16, where the homoclinic orbit is shown as the purple loop, while the saddle as the blue dot at the origin.

If a homoclinic orbit to a hyperbolic fixed point is present in an ODE system, then the system is structurally unstable, i.e. small perturbations to the equations can destroy the homoclinic orbit and change the structure of

the phase space, so that a bifurcation can occur. For twodimensional systems, the bifurcation and genericity conditions are completely specified by the Andronov-Leontovich theorem [24] given in B. In summary, the theorem demands that the sum of the eigenvalues corresponding to the saddle at the bifurcation point, called the saddle quantity, must be nonzero (nondegeneracy condition), and that the so-called Melnikov integral at the bifurcation point evaluated along the homoclinic orbit must be nonzero (transversality condition).

4.1 The inverse problem formulation

Construction of reaction systems with prescribed properties is an inverse problem which we will solve by applying kinetic transformations described in Section 3. Our goal is to find a reaction system with the mass action kinetics (see Definition 2.6) such that the kinetic equations satisfy assumptions of Andronov-Leontovich theorem in B, i.e. they must contain a homoclinic orbit defined on a two-dimensional manifold in the nonnegative orthant, and undergo the homoclinic bifurcation in a generic way. The output of this inverse problem will be a canonical reaction network which corresponds to the constructed ODE system. Thus the inverse problem is solved in three steps given in Algorithm 1. The first step is solved by using results of Sandstede [21] which leads to a set of polynomial functions satisfying the first three conditions of Andronov-Leontovich theorem in B. An additional transformation is then performed ensuring that the final condition of Andronov-Leontovich theorem is satisfied. In this paper, nonlinear kinetic transformations are applied on the resulting polynomial function (using Step (2), case (b), in Algorithm 1).

1. Construction of a polynomial function $P(x; k)$: Find an ODE system (3.2) which satisfies the assumptions of Andronov-Leontovich theorem in B.

2. Construction of a kinetic function $K(\bar{x}; \bar{k})$: Find a transformation so that the following conditions are satisfied:

(i) The transformation is kinetic (see Definition 3.2), mapping the polynomial function $P(x; k)$ into a kinetic function $K(\bar{x}; \bar{k}) \equiv (\Psi P)(\bar{x}; \bar{k})$.

(ii) The set of constraints (see Definition 3.3) ensuring that the homoclinic orbit is in $R^2 \geq$ are satisfied for $K(\bar{x}; \bar{k})$.

To determine the choice of Ψ , if possible, use Theorem 3.1 to deduce that $P(x; k)$ is affinely nonkinetic (see Definition 3.6), given the constraints.

(a) If $P(x; k)$ is not affinely nonkinetic, attempt to find an affine transformation $\Psi = \Psi A$ such that (i)–(ii) are satisfied.

(b) If $P(x; k)$ is affinely nonkinetic, or if application of Theorem 3.1 is computationally too complicated, then choose kinetic transformation Ψ satisfying (i)–(ii) as an appropriate composition of ΨA , ΨX and $\Psi QSSA$, where ΨX is an x -factorable transformation (see Section 3.2.2) and $\Psi QSSA$ is a quasi-steady state transformation (see Section 3.2.3, in particular Corollary 3.1).

3. Construction of a reaction network:

Use Definition 3.1 to construct the canonical reaction network $RK-1$.

Algorithm 1: Three steps of the solution to the inverse problem of finding reaction systems undergoing a supercritical homoclinic bifurcation.

4.2 Step (1): construction of polynomial function $P(x; k)$

Definition 4.2. A version of a plane algebraic curve called Tschirnhausen cubic (also known as Catalan’s trisectrix, and l’Hospital’s cubic) [33] given by:

$$H(x_1, x_2) = -x_1^2 + x_2^2(1 + x_2) = 0, \tag{4.1}$$

is referred to as the alpha curve. The part of the curve with $x_2 < 0$ is called the alpha loop, while the part with $x_2 > 0$ is called the alpha branches, with the branch for $x_1 < 0$ being the negative alpha branch, and for $x_1 > 0$ being the positive alpha branch. Solutions x_1 of equation (4.1) are denoted $x \pm 1 = \pm x_2 \sqrt{1 + x_2}$.

The α curve is shown in Figure 1(a), with $x - 1$ plotted as the solid purple curve, and $x + 1$ as the dashed green curve. It can be seen that the curve consists of the tear-shaped alpha loop located in region $[-2 \sqrt{3/9}, 2 \sqrt{3/9}] \times [-1, 0]$, and the positive and negative alpha branch in the first and second quadrant, respectively. As is done in [21], the alpha curve is mapped into a system of polynomial ODEs.

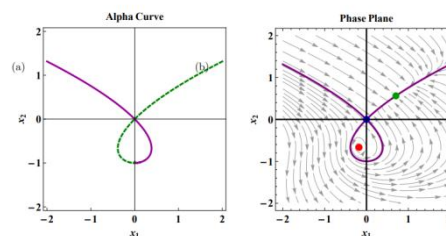


Figure 1: (a) The alpha curve (4.1), with branch $x - 1$ plotted as the solid purple curve, and branch $x + 1$ as the dashed green curve. (b) Phase plane diagram of system (4.2)–(4.3) for $a = -0.8$, with the stable node, the saddle, and the unstable spiral represented as the green, blue and red dots, respectively. The alpha curve is shown in purple, while the vector field as gray arrows.

Lemma 4.1. The two-dimensional polynomial ODE system

$$\frac{dx_1}{dt} = P_1(x; a) = ax_1 + x_2 + \frac{3}{2}ax_1x_2 + \frac{3}{2}x_2^2, \tag{4.2}$$

$$\frac{dx_2}{dt} = P_2(x; a) = x_1 + ax_2 + ax_2^2, \tag{4.3}$$

contains the alpha curve (4.1) as phase plane orbits, with the alpha loop as a homoclinic orbit to the fixed point $x^* = 0$, provided a $2 < 1$. If $a \in (-1, 0)$, the alpha loop is stable from the inside, and system (4.2)–(4.3) has three fixed points: a saddle at the origin, an unstable spiral inside the alpha loop, and a stable node on the positive alpha branch.

Proof. Setting $P(x; k) = (P_1(x; k), P_2(x; k))$ in system (3.3) to be a polynomial function of $x = (x_1, x_2)$ with undetermined coefficients k , and requiring $P \cdot \nabla H = 0$, one obtains system (4.2)–(4.3), as was done in [21]. As there is only one free parameter, denoted a , we write: $P(x; k) = P(x; a)$. System (4.2)–(4.3) has three fixed points: $0, 0$, $2a/9, -2/3$, and $a - 1 (1 - a - 2)$, $-1 + a - 2$. The condition $a^2 < 1$ ensures that fixed points $2a/9, -2/3$ and $a - 1 (1 - a - 2)$, $-1 + a - 2$ are not on the alpha loop. The Jacobian $J = \nabla P(x; a)$ is given by

$$J = \begin{pmatrix} a + \frac{3}{2}ax_2 & 1 + \frac{3}{2}ax_1 + 3x_2 \\ 1 & a + 2ax_2 \end{pmatrix}. \tag{4.4}$$

4) Let the determinant and trace of J be denoted by $\det(J)$ and $\text{tr}(J)$, respectively. Fixed point $0, 0$ is a saddle, since $\det(J) = a^2 - 1 < 0$. The saddle quantity from Andronov-Leontovich theorem in B is given by $\sigma_0 = \lambda_1 + \lambda_2 = (a - 1) + (a + 1) = 2a$, where λ_1 and λ_2 are the saddle eigenvalues. The alpha loop is stable from the inside provided $\sigma_0 < 0$, implying $a < 0$. It then follows that $2/9a, -2/3$ is an unstable spiral, and $a - 1 (1 - a - 2)$, $-1 + a - 2$ a stab

A representative phase plane diagram of system (4.2)–(4.3) is shown in Figure 1(b). Note that a part of the positive alpha branch $x + 1$ is a heteroclinic orbit connecting the saddle and the node. The distance between the saddle and the node is given by $d(a) = a - 3 (1 - a - 2) \sqrt{1 + a^2}$, so that $\lim_{a \rightarrow 0} d(a) = +\infty$ and $\lim_{a \rightarrow -1} d(a) = 0$, i.e. increasing a increases length of the heteroclinic orbit by sliding the node along $x + 1$.

System (4.2)–(4.3) satisfies the first three conditions of Andronov-Leontovich theorem in B . In order to satisfy the final condition, a set of perturbations must be found that destroy the alpha loop in a generic way, and this is ensured by the Melnikov condition (B.1). The bifurcation parameter controlling the existence of the alpha loop is denoted as $\alpha \in \mathbb{R}$. Note that $P(x; a)$ perturbed by a function of the form $\alpha \nabla H(x_1, x_2) = \alpha(-2x_1, 2x_2 + 3x_2^2)$ satisfies

the Melnikov condition [21], but $P(x; a) + \alpha \nabla H(x_1, x_2)$ has three terms dependent on α . In the following theorem, a simpler set of perturbations is found, introducing only one α dependent term in system (4.2)–(4.3).

Theorem 4.1. If a perturbation of the form $(\alpha f(x_1), 0)^T$, where $\alpha \in \mathbb{R}$, is added to the RHS of system (4.2)–(4.3), and if $f(x_1)$ is an odd function, $f(-x_1) = -f(x_1)$, and $f(x_1) \neq 0, \forall x_1 \in [-2\sqrt{3/9}, 0)$, then the perturbed system undergoes a supercritical homoclinic bifurcation in a generic way as α is varied in the neighbourhood of zero.

Proof. Consider the perturbed version of system (4.2)–(4.3):

$$\frac{dx_1}{dt} = P_1(x; a, \alpha) = ax_1 + x_2 + \frac{3}{2}ax_1x_2 + \frac{3}{2}x_2^2 + \alpha f(x_1), \tag{4.5}$$

$$\frac{dx_2}{dt} = P_2(x; a) = x_1 + ax_2 + ax_2^2. \tag{4.6}$$

Melnikov integral (B.1) for system (4.5)–(4.6) is given by

$$M(0) = - \int_{-\infty}^{+\infty} \varphi(t) f(x_1) P_2(x_1, x_2; a) dt.$$

Using (4.6), we have $P_2(x_1, x_2; a) dt = dx_2$. Thus we can express $M(0)$ in terms of x_2 as follow:

$$M(0) = - \int_{-\infty}^0 \varphi(t) f(x_1) P_2(x_1, x_2; a) dt - \int_0^{+\infty} \varphi(t) f(x_1) P_2(x_1, x_2; a) dt \\ = \int_{-1}^0 \varphi(t^+(x_2)) f(x_2 \sqrt{1+x_2}) dx_2 - \int_{-1}^0 \varphi(t^-(x_2)) f(-x_2 \sqrt{1+x_2}) dx_2,$$

2, where $t^+(x_2)$ (resp. $t^-(x_2)$) is the dependence of time t on x_2 along the positive (resp. negative) alpha branch for the trajectory which is at point $(x_1, x_2) = (0, -1)$ at time $t = 0$ (for $\alpha = 0$). Since f is odd and $\varphi(t \pm) > 0$, we ded

$$M(0) = \int_{-1}^0 [\varphi(t^+(x_2)) + \varphi(t^-(x_2))] f(x_2 \sqrt{1+x_2}) dx_2 \neq 0.$$

$\neq 0$. For further simplicity of (4.5)–(4.6), function $f(x_1)$ is set to $f(x_1) = x_1$ in the rest of this

4.3 Step (2): construction of kinetic function $K(\bar{x}; \bar{k})$

The RHS of system (4.5)–(4.6), $P(x; a, \alpha)$, is a kinetic function. However, the alpha loop, which is the region of interest, is not located in the nonnegative orthant. In order to position the loop into the positive orthant, we will apply affine transformations. First, we show that system (4.5)–(4.6) with the homoclinic orbit in nonnegative orthant is nonkinetic under all translation transformations for $a \in (-1, 0)$, $\alpha \in \mathbb{R}$.

Lemma 4.2. Function $P(x; a, \alpha)$, given by the RHS of (4.5)–(4.6), is nonkinetic under all translation transformations ΨT , for $a \in (-1, 0)$ and $\alpha \in \mathbb{R}$, given the condition that the homoclinic orbit is mapped into $\mathbb{R}^2_{>}$.

Proof. Let us apply the translation transformation ΨT (see Definition 3.5), $T = (T_1, T_2) \in \mathbb{R}^2$, on function $P(x; a, \alpha)$, given by the RHS of (4.5)–(4.6), resulting in:

$$\begin{aligned} (\Psi_T P_1)(\bar{x}; \bar{k}) &= \bar{k}_0^1 + \bar{k}_1^1 \bar{x}_1 + \bar{k}_2^1 \bar{x}_2 + \bar{k}_{12}^1 \bar{x}_1 \bar{x}_2 + \bar{k}_{22}^1 (\bar{x}_2)^2, \\ (\Psi_T P_2)(\bar{x}; \bar{k}) &= \bar{k}_0^2 + \bar{k}_1^2 \bar{x}_1 + \bar{k}_2^2 \bar{x}_2 + \bar{k}_{22}^2 (\bar{x}_2)^2, \end{aligned} \tag{4.7}$$

with $\bar{x} = x + T$, and coefficients $\bar{k} = \bar{k}(a, \alpha, T)$ given by

$$\begin{aligned} \bar{k}_0^1 &= \frac{1}{2} \left(3(T_2 - \frac{2}{3})(aT_1 + T_2) - 2\alpha T_1 \right), \\ \bar{k}_0^2 &= -T_1 + aT_2(T_2 - 1), \\ \bar{k}_1^1 &= -\frac{3}{2}a(T_2 - \frac{2}{3}) + \alpha, \quad \bar{k}_1^2 = 1, \\ \bar{k}_2^1 &= 1 - \frac{3}{2}(aT_1 + 2T_2), \quad \bar{k}_2^2 = -2a(T_2 - \frac{1}{2}), \\ \bar{k}_{12}^1 &= \frac{3}{2}a, \quad \bar{k}_{12}^2 = \frac{3}{2}, \quad \bar{k}_{22}^2 = a. \end{aligned} \tag{4.8}$$

Consider the point $x_0 = (0, -1)$, which is on the alpha loop. It is mapped by ΨT to the point $\bar{x}_0 = (T_1, -1 + T_2)$. Requiring that the alpha loop is mapped to $\mathbb{R}^2_{>}$ implies that we must have $\bar{x}_0 \in \mathbb{R}^2_{>}$, so that the following set of constraints (see Definition 3.3) must be satisfied

$$\Phi = \{T_1 > 0, T_1 > 1\}. \tag{4.9}$$

Using the fact that $a \in (-1, 0)$ and the constraints (4.9), it follows that $\bar{k} \geq 0$ from (4.8) is negative, $\bar{k} \geq 0 < 0$. Thus, $(\Psi T P)(\bar{x}; \bar{k})$

\bar{k}) has a cross-negative term, and the statement of the theorem follows.

One can also readily prove that $P(x; a, \alpha)$ is nonkinetic under all affine transformations for $|\alpha| \geq 1$, and $|\alpha| < 1$. Thus, in the next two sections, we follow Step (2), case (b), in Algorithm 1, applying transformations ΨX and $\Psi QSSA$ on the kinetic function $(\Psi T P)(\bar{x}; \bar{k})$ given by (4.7). We require the following conditions to be satisfied

$$\begin{aligned} a &\in (-1, 0), \quad |\alpha| \ll 1, \\ \Phi &= \left\{ T_1 > \frac{2\sqrt{3}}{9}, T_2 > 1 \right\}, \end{aligned} \tag{4.10}$$

with the set of constraints Φ ensuring that the homoclinic orbit is in $\mathbb{R}^2_{>}$. The reason for requiring $|\alpha| \geq 1$ is that then the following results are more readily derived, and the condition is sufficient for studying system (4.7) near the bifurcation point $\alpha = 0$. A representative phase plane diagram corresponding to the ODE system with RHS (4.7) is shown in Figure 2(a), with fixed points, the alpha curve, and the vector field denoted as in Figure 1(b), and with the red segments on the axes corresponding to the phase plane regions where the cross-negative effect exists (see Definition 2.9).

4.3.1 X-factorable transformation

Let us apply the x-factorable transformation ΨX on system (4.7). Letting $\Psi X, T \equiv \Psi X \circ \Psi T$, the resulting kinetic function $KX, T(\bar{x}; \bar{k}) \equiv (\Psi X, T P)(\bar{x}; \bar{k})$ is given by

$$\begin{aligned} \mathcal{K}_{1, X, T}(\bar{x}; \bar{k}) &= \bar{x}_1(\bar{k}_0^1 + \bar{k}_1^1 \bar{x}_1 + \bar{k}_2^1 \bar{x}_2 + \bar{k}_{12}^1 \bar{x}_1 \bar{x}_2 + \bar{k}_{22}^1 (\bar{x}_2)^2), \\ \mathcal{K}_{2, X, T}(\bar{x}; \bar{k}) &= \bar{x}_2(\bar{k}_0^2 + \bar{k}_1^2 \bar{x}_1 + \bar{k}_2^2 \bar{x}_2 + \bar{k}_{22}^2 (\bar{x}_2)^2). \end{aligned} \tag{4.11}$$

Theorem 4.2. ODE systems with RHSs (4.7) and (4.11) are topologically equivalent in the neighbourhood of the fixed points in $\mathbb{R}^2_{>}$, with the homoclinic orbit in $\mathbb{R}^2_{>}$, and a saddle at the origin being the only boundary fixed point in \mathbb{R}^2_{\geq} , if:

$$\begin{aligned} a &\in (-1, 0), \quad |\alpha| \ll 1, \\ \Phi &= \left\{ T_1 > \frac{2\sqrt{3}}{9}, T_2 \in \left(\max(1, -aT_1), \frac{2}{3} + \frac{8}{3}a^{-2}(3-a^2)(a+4T_1) \right) \right\}. \end{aligned} \tag{4.12}$$

Proof. Let us assume $\alpha = 0$.

From statement (i) of Theorem 3.3 it follows that the saddle fixed point of (4.7) is preserved under ΨX . Denoting the node and spiral fixed points of (4.7) by \bar{x}^*_{nd} and \bar{x}^*_{sp} , respectively, one finds that the Jacobian is given by:

$$J_{T|\bar{x}=\bar{x}^*_{nd}} = \begin{pmatrix} a + \frac{2}{3}a^{-1}(1-a^2) & \frac{1}{3}a^{-2}(3-a^2) \\ 1 & a^{-1}(2-a^2) \end{pmatrix} \Rightarrow \text{sign}(J_{T|\bar{x}=\bar{x}^*_{nd}}) = \begin{pmatrix} - & + \\ + & - \end{pmatrix},$$

$$J_{T|\bar{x}=\bar{x}^*_{sp}} = \begin{pmatrix} 0 & -\frac{1}{3}(3-a^2) \\ 1 & -\frac{1}{3}a \end{pmatrix} \Rightarrow \text{sign}(J_{T|\bar{x}=\bar{x}^*_{sp}}) = \begin{pmatrix} 0 & - \\ + & + \end{pmatrix}. \quad (4.13)$$

Conditions (ii) and (iii) of Theorem 3.3 are both satisfied for the node, but only condition (ii) is satisfied for the spiral. The condition for the spiral to remain invariant is obtained by demanding $\text{disc}(J_{X,T}|\bar{x}=\bar{x}^*_{sp}) < 0$, where $J_{X,T}$ is the Jacobian of (4.11), and, taking into consideration (4.10), this leads to

$$T_2 < \frac{2}{3} + \frac{8}{3}a^{-2}(3-a^2)(a+4T_1). \quad (4.14)$$

Boundary fixed points are given by $(0, 0)$, $(T_1+a -1T_2, 0)$, $(0, 1/2(1 \pm \sqrt{1 + 4a-1T_1)+T_2})$. The second fixed point can be removed from the nonnegative quadrant by demanding $T_2 > -aT_1$, while the pair of the last ones always has nonzero imaginary part due to (4.10). Statement (iv) of Theorem 3.3 implies that the eigenvalues at the origin are given by $\lambda_1 = k_1 = 0 = 3/2(T_2 - 2/3)(aT_1 + T_2) > 0$ and $\lambda_2 = k_2 = 0 = -T_1 + aT_2(T_2 - 1) < 0$, so origin is a saddle fixed point.

As α can be chosen arbitrarily close to zero, and as $K_{X,T}(\bar{x}; \bar{k})$ is a continuous function of α , the theorem holds for sufficiently small $|\alpha| \neq 0$, as well.

A representative phase plane diagram corresponding to the ODE system with RHS (4.11) is shown in Figure 2(b), where the saddle fixed point at the origin is shown as the black dot. It can be seen that one of the stable manifolds of the nonboundary saddle, represented as a dashed purple curve,

approaches x_2 -axis asymptotically, instead of crossing it as in Figure 2(a).

The homoclinic orbit of the ODE system with RHS (4.11) is positioned below the node in the phase plane. Suppose the relative position of the stable sets is reversed by, say, applying an improper orthogonal matrix with the angle fixed to $3\pi/2$, $\Psi Q_{3\pi/2}$, with a representative phase plane shown in Figure 2(d). In this case, one can straightforwardly show that the boundary fixed point given by $T_1 + 1/2(1 + \sqrt{1 - 4a-1T_2})$, 0 , shown as the black dot in Figure 2(d), cannot be removed from \mathbb{R}^2_{\geq} , and is always a saddle. The same conclusions are true for other similar configurations of the stable sets obtained by rotations only. This demonstrates that x -factorable transformation can produce boundary artefacts that have a significant global influence on the phase curves, that cannot be eliminated by simply translating a region of interest sufficiently far away from the axes. In order to eliminate the particular boundary artefact, a shear transformation may be applied. Consider applying $\Psi_{X,T}, Q_{3\pi/2}, S_2 = \Psi_{X,T} \circ \Psi_{T} \circ \Psi_{Q_{3\pi/2}} \circ \Psi_{S_2}$ on (4.5)–(4.6), where

$$S_2 = \begin{pmatrix} 1 & 0 \\ -a & 1 \end{pmatrix}, \quad (4.15)$$

and $T_1 = T_2 \equiv T \in \mathbb{R}$, for simplicity, leading to

$$K_{n,\lambda,T,Q_{3\pi/2},S_2}(\bar{x}; \bar{k}) = \bar{x}_n(\bar{k}_0^n + \bar{k}_1^n \bar{x}_1 + \bar{k}_2^n \bar{x}_2 + \bar{k}_{11}^n (\bar{x}_1)^2 + \bar{k}_{12}^n \bar{x}_1 \bar{x}_2 + \bar{k}_{22}^n (\bar{x}_2)^2), \quad n = 1, 2, \quad (4.16)$$

where the coefficients $\bar{k}^- = \bar{k}^-(a, \alpha, T)$ are given by:

$$\bar{k}_0^- = \frac{1}{2}T(-2 + a(2\alpha + T + a(2+5T) + 4T^2a^2)),$$

$$\bar{k}_1^- = -\frac{1}{2}T(2 + 2\alpha + 3T + a(4 + 9T + 6T^2a)),$$

$$\bar{k}_2^- = -\frac{1}{2}T(2 + 5a), \quad \bar{k}_{11}^- = 1 + \frac{9}{2}T(\frac{2}{3} + a),$$

$$\bar{k}_{12}^- = 1 - \frac{1}{2}a(2\alpha + a(2 + 5T + 8T^2a)), \quad \bar{k}_{22}^- = \alpha + a(2 + \frac{9}{2}T + 6T^2a),$$

$$\bar{k}_{11}^+ = \frac{1}{2}a, \quad \bar{k}_{12}^+ = -\frac{3}{2}, \quad \bar{k}_{22}^+ = \frac{5}{2}a^2, \quad \bar{k}_{12}^- = -\frac{9}{2}a, \quad \bar{k}_{22}^- = 2a^3, \quad \bar{k}_{22}^+ = -3a^2, \quad (4.17)$$

together with $a \in (-1, 0)$, $|\alpha| \ll 1$ and $\Phi = \{T > 1\}$.

Theorem 4.3. ODE systems with RHSs (4.5)–(4.6) and (4.16) are topologically equivalent in

the neighbourhood of the fixed points in \mathbb{R}^2 , with the homoclinic orbit in \mathbb{R}^2 , and a saddle at the origin and a saddle with coordinates $(0, 1/2T a - 1 (1 + 2a))$ being the only boundary fixed points in \mathbb{R}^2 , if;

$$a \in \left(-1, -\frac{1}{2}\right), |a| \ll 1, \text{ and} \\ \Phi = \{T > \max(1, 2a^{-2}(1-a^2)), T < 2a^{-1}(1+4a)^{-1}(1-a)\}, \quad (4.18)$$

18) Proof. Following the same procedure as in the proof of Theorem 4.2, and noting that the saddle, node and spiral fixed points are given by $T, T, T - 2a - 2(1 - a^2), T + a - 3(1 - a^2)$, and $T + 2/9(3+a^2), T - 2/9a$, respectively, while the five boundary fixed points are $(0, 0), (T + 1/2 5T a \pm p T (8a - 1(1 - a^2) + 9T a^2), 0), (0, 1/2T a - 1 (1+2a)), (0, a - 1 2/3 + T (1+a))$, one finds (4.18).

Note that as $\alpha \rightarrow -1/2$, the only boundary fixed point in $\mathbb{R}^2 \geq$ is a saddle at the origin, and it is connected via a heteroclinic orbit to the saddle in $\mathbb{R}^2 >$. A representative phase plane diagram corresponding to the ODE system with RHS (4.16) is shown in Figure 2(c).

While systems (4.11) and (4.16) contain specific variations of the specific homoclinic orbit given by (4.1), they, nevertheless, indicate possible phase plane topologies of the kinetic containing homoclinic orbits of shapes similar to (4.1). With a fixed shape and orientation of a homoclinic loop which is similar to (4.1), three possible orientations of a corresponding saddle manifold in $\mathbb{R}^2 >$ are: it may extend in $\mathbb{R}^2 >$ without asymptotically approaching a phase plane axis, it may asymptotically approach an axis, or it may cross an axis at a fixed point. In Figure 2(b), a combination of the first and second orientation is displayed, while in Figure 2(c) of the first and third orientation.

4.3.2 The quasi-steady state transformation

In Lemma 4.2, it was demonstrated that system (4.5)–(4.6) has at least one cross-negative term under translation transformations. It can be readily shown that system (4.5)–(4.6) in fact has minimally two cross-negative terms under translation transformations, $\bar{k}_1 2 < 0$ and $\bar{k}_2 0 < 0$, and this is the case when $a \in (-1, 0), \Phi = \{T1 \in (2\sqrt{3}/9, -T2a), T2 > 1\}$. Let us apply a quasisteady state transformation Ψ_{QSSA} on system (4.7) that eliminates the two cross-negative terms, i.e. two new variables are introduced, $\bar{y}_1, \bar{y}_2 \in \mathbb{R}^2 >$, and we take $p1(\bar{x}) = p2(\bar{x}) = 1$, in Definition 3.8. Letting $\Psi_{QSSA,T} \equiv \Psi_{QSSA} \circ \Psi_T$, the resulting kinetic function $K_{QSSA,T}(\{\bar{x}, \bar{y}\}; \bar{k}, \omega, \mu) \equiv \Psi_{QSSA,T} P(\{\bar{x}, \bar{y}\}; \bar{k}, \omega, \mu)$ is given by

$$\begin{aligned} K_{x1,QSSA,T}(\{\bar{x}_1, \bar{y}_1\}; \bar{k}, \omega_1) &= \bar{k}_0^1 + \bar{k}_1^1 \bar{x}_1 + \bar{k}_2^1 \omega_1^{-1} \bar{x}_1 \bar{y}_1 + \bar{k}_{12}^1 \bar{x}_1 \bar{x}_2 + \bar{k}_{22}^1 (\bar{x}_2)^2, \\ K_{x2,QSSA,T}(\{\bar{x}_1, \bar{y}_2\}; \bar{k}, \omega_2) &= \bar{k}_0^2 \omega_2^{-1} \bar{x}_2 \bar{y}_2 + \bar{k}_1^2 \bar{x}_1 + \bar{k}_2^2 \bar{x}_2 + \bar{k}_{22}^2 (\bar{x}_2)^2, \\ K_{y1,QSSA,T}(\{\bar{x}_1, \bar{y}_1\}; \omega_1, \mu) &= \mu^{-1} (\omega_1 - \bar{x}_1 \bar{y}_1), \\ K_{y2,QSSA,T}(\{\bar{x}_2, \bar{y}_2\}; \omega_2, \mu) &= \mu^{-1} (\omega_2 - \bar{x}_2 \bar{y}_2), \end{aligned} \quad (4.19)$$

with $\bar{x}_n(0) > 0, \omega_n > 0, n = 1, 2$, and $\mu \rightarrow 0$.

In (4.19), $\lim_{\mu \rightarrow 0} \lim_{\bar{x}_n \rightarrow 0} \lim_{\bar{y}_n \rightarrow 0} \bar{y}_n = +\infty, n = 1, 2$, and a geometrical implication is that, say, the saddle manifold crossing the x_2 -axis in Figure 2(a), instead asymptotically approaches the y_1 -axis. The asymptotic behavior of the saddle manifolds is achieved by the additional (boundary) fixed points in (4.11) displayed in Figure 2(b), and by additional phase space dimensions in (4.19).

Note that a composition an x -factorable and a quasi-steady state transformation may be used to make (4.7) kinetic. For example, one may eliminate the cross-negative term $\bar{k}_1 2$ in (4.7) by using the x_1 -factorable transformation Ψ_{X1} , and the cross-negative term $\bar{k}_2 0$ by using an appropriate Ψ_{QSSA} . An example of a kinetic function obtained by a transformation of the form $\Psi_{QSSA,X1,T}$ is given by



$$\begin{aligned}
 K_{x_1, QSSA, X_1, T}(\bar{x}; \bar{k}) &= \bar{x}_1(\bar{k}_0^1 + \bar{k}_1^1 \bar{x}_1 + \bar{k}_2^1 \bar{x}_2 + \bar{k}_{12}^1 \bar{x}_1 \bar{x}_2 + \bar{k}_{22}^1 (\bar{x}_2)^2), \\
 K_{x_2, QSSA, X_1, T}(\bar{x}; \bar{k}; \omega) &= \bar{k}_0^2 \omega^{-1} \bar{x}_2 \bar{y} + \bar{k}_1^2 \bar{x}_1 + \bar{k}_2^2 \bar{x}_2 + \bar{k}_{22}^2 (\bar{x}_2)^2, \\
 K_{y, QSSA, X_1, T}(\bar{x}_2, \bar{y}; \omega; \mu) &= \mu^{-1}(\omega - \bar{x}_2 \bar{y}),
 \end{aligned}
 \tag{4.20}$$

with $\bar{x}_2(0) > 0$, $\omega > 0$, and $\mu \rightarrow 0$. Note that the chosen $\Psi_{QSSA, X_1, T}$ does not introduce any additional fixed points when applied to system (4.7).

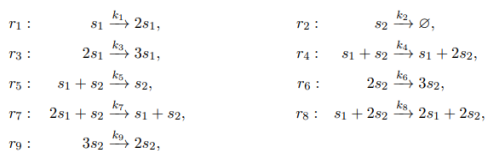
4.4 Step (3): construction of the canonical reaction network RK-1

Definition 3.1 can be used to map the kinetic functions (4.11), (4.16), (4.19), and (4.20) to the canonical reaction networks RK-1. This is illustrated for (4.11) in this section, and for (4.16) and (4.20) in C. For clarity, both the induced kinetic equations and the induced canonical reaction networks are presented. Note that the reaction networks are assumed to be taking place in an open reactor, and are not necessarily purely chemical in nature. Nevertheless, the non-chemical processes present in kinetic equations are represented as quasi-chemical reactions. Such reactions take form of input/output of chemical species, as well as containing quasi-species that are time-independent on a relevant time scale, so that their constant concentration is absorbed into a quasi-kinetics, leading to conservation laws not necessarily holding [1].

Writing $x \equiv \bar{x}$, the induced kinetic equations for (4.11) are given by

$$\begin{aligned}
 \frac{dx_1}{dt} &= k_1 x_1 + k_3 x_1^2 - k_5 x_1 x_2 - k_7 x_1^2 x_2 + k_8 x_1 x_2^2, \\
 \frac{dx_2}{dt} &= -k_2 x_2 + k_4 x_1 x_2 + k_6 x_2^2 - k_9 x_2^3,
 \end{aligned}$$

while the induced canonical reaction network:



where $k_1 = |^{-k} 1 0 |$, $k_2 = |^{-k} 2 0 |$, $k_3 = |^{-k} 1 1 |$, $k_4 = |^{-k} 2 1 |$, $k_5 = |^{-k} 1 2 |$, $k_6 = |^{-k} 2 2 |$

, $k_7 = |^{-k} 1 1 2 |$, $k_8 = |^{-k} 1 2 2 |$, $k_9 = |^{-k} 2 2 2 |$, with the coefficients k^- given by (4.8), and the conditions given by (4.12).

5 Summary

In the first part of the paper, a framework for constructing reaction systems having prescribed properties has been formulated as an inverse problem and presented in Section 3, relying on definitions introduced in Section 2. As a part of the framework, in Section 3.2, kinetic transformations have been defined that enable one to map an arbitrary polynomial ODE system with a set of constraints, possibly containing the cross-negative terms, into a kinetic one. Augmented with the results from [16], such transformations can be applied to nonpolynomial systems as well. Systems for which no affine transformation is kinetic have been defined as affinely nonkinetic in Section 3.2.1, to emphasize the fact that significant changes to their solutions are required. X-factorable transformation [10], that does not change the dimension of the systems being transformed, but introduces a higher number of nonlinear terms and leads to autocatalytic reaction networks, has been defined in Section 3.2.2, and its properties when applied on two-dimensional systems have been derived in Theorem 3.3. The quasi-steady state transformation, that increases the dimension of the systems being transformed, but generally introduces a lower number of nonlinear terms, has been presented in Section 3.2.3, and justified using Tikhonov’s and Korzukhin’s theorems [11]. As the focus of the paper has been more placed on the construction of kinetic equations, and less on constructions of reaction networks, in Section 3.1 an analytical and algorithmic method for obtaining the so-called canonical networks has been presented [4]. The framework may be used for constructing lower-dimensional reaction systems displaying exotic phenomena, with Algorithm 1 exemplifying the construction process.



In the second part of the paper, the inverse problem framework has been applied to a case study of constructing bistable reaction systems undergoing a supercritical homoclinic bifurcation, with a parameter controlling the stable sets separation, with an overview of the procedure presented in Section 4.1. In Section 4.2, a polynomial ODE system having a homoclinic orbit in the phase plane has been constructed using the results from [21], and perturbed in such a way that the sufficient conditions for the existence of the homoclinic bifurcation are fulfilled, as required by Andronov-Leontovich Theorem [24]. In Section 4.3, the kinetic transformations from Section 3 have been used in order to map the polynomial system to a kinetic one with the homoclinic orbit in the positive quadrant. The topological phase space effects produced by the kinetic transformations on the constructed systems have been discussed. In Section 4.4 and C, the canonical reaction networks induced by some of the kinetic equations have been presented.

In this paper, we have constructed chemical reaction networks inducing two-dimensional cubic kinetic functions with the deterministic ODEs (kinetic equations) undergoing a supercritical homoclinic bifurcation. In a future publication, we will report our results on the stochastic analysis of the constructed systems, consisting of examining the quasi-stability of the limit cycle, and stochastic switching between the stable sets, as a function of the bifurcation parameter and the parameter controlling the stable set separation. A motivation for such a study is the fact that stochastic effects play an important role in systems biology due to the inherently small reactors [25, 27, 28, 29], and one might even say that systems biology has initiated a renaissance of the stochastic reaction kinetics [31].

A Oscillations in two-component bimolecular reaction systems with cross-negative terms

Theorem A.1: Consider a two-dimensional ODE system with a quadratic polynomial RHS, $P(x; k) \in P_2(\mathbb{R}^2; \mathbb{R}^2)$, $k \in \mathbb{R}^{12}$:

$$\begin{aligned} \frac{dx_1}{dt} &= P_1(x; k) = k_0^1 + k_1^1 x_1 + k_2^1 x_2 + k_{11}^1 x_1^2 + k_{12}^1 x_1 x_2 + k_{22}^1 x_2^2, \\ \frac{dx_2}{dt} &= P_2(x; k) = k_0^2 + k_1^2 x_1 + k_2^2 x_2 + k_{11}^2 x_1^2 + k_{12}^2 x_1 x_2 + k_{22}^2 x_2^2, \end{aligned} \tag{A.1}$$

If $k_{11} \leq 0$ and $k_{22} \leq 0$, and if system (A.1) is nonnegative, then the system has no limit cycles. Proof. Considering $x_1, x_2 > 0$, writing $P(x; k) = P_1(x_1, x_2; k), P_2(x_1, x_2; k)$, and letting the Dulac function to be given by $B(x_1, x_2) = (x_1 x_2)^{-1}$, it follows that

$$\begin{aligned} D(x_1, x_2; k) &= \frac{\partial}{\partial x_1} (B(x_1, x_2) P_1(x_1, x_2; k)) + \frac{\partial}{\partial x_2} (B(x_1, x_2) P_2(x_1, x_2; k)) \\ &= - \left(\frac{k_0^1}{x_1^2 x_2} + \frac{k_2^1}{x_1} + \frac{k_{22}^1 x_2}{x_1^2} \right) + \frac{k_{11}^1}{x_2} - \left(\frac{k_0^2}{x_1 x_2^2} + \frac{k_2^2}{x_2} + \frac{k_{11}^2 x_1}{x_2^2} \right) + \frac{k_{22}^2}{x_1}. \end{aligned}$$

. Multiplying by $-(x_1 x_2)^2$, and defining a new function $D^-(x_1, x_2; k) = -(x_1 x_2)^2 D(x_1, x_2; k)$, results

$$\bar{D}(x_1, x_2; k) = x_2 [P_1(0, x_2) - k_{11}^1 x_1^2] + x_1 [P_2(x_1, 0) - k_{22}^2 x_2^2].$$

. If $k_{11} \leq 0$ and $k_{22} \leq 0$, and if system (A.1) is nonnegative, so that $P_1(0, x_2) \geq 0$ and $P_2(x_1, 0) \geq 0$, then $D^- \geq 0$. The only case when a limit cycle may exist is if $D^- = 0$ for all $x_1, x_2 > 0$, and in [20] it is shown that no limit cycles exist in this case.

In [20], it was shown that the absence of cross-negative terms in $P(x; k) \in P_2(\mathbb{R}^2; \mathbb{R}^2)$, with $k_{11} \leq 0$ and $k_{22} \leq 0$, implies the absence of limit cycles, i.e. one requires the more restrictive condition $P(x; k) \in P_{K2}(\mathbb{R}^2 \geq; \mathbb{R}^2)$. Theorem A.1 shows that, in fact, absence of the cross-negative effect in $P(x; k) \in P_2(\mathbb{R}^2; \mathbb{R}^2)$, with $k_{11} \leq 0$ and $k_{22} \leq 0$, implies the absence of limit cycles, i.e. one requires the less restrictive condition $P(x; k) \in P_2(\mathbb{R}^2 \geq; \mathbb{R}^2)$.

B Andronov-Leontovich theorem

Andronov-Leontovich theorem [24]: Consider system (3.3) with $P(x; k, \alpha) \in P_m(\mathbb{R}^2; \mathbb{R}^2)$,

$m \in \mathbb{N}$, where $\alpha \in \mathbb{R}$ is a bifurcation parameter. Let $\lambda_1(\alpha)$ and $\lambda_2(\alpha)$ be eigenvalues of the Jacobian corresponding to the two-dimensional system (3.3), $J = \nabla P(x; k, \alpha)$, and suppose that at $\alpha = 0$, the following homoclinic bifurcation conditions (i)–(ii) are satisfied, and that (3.3) is generic, i.e. the following homoclinic genericity conditions (iii)–(iv) are satisfied:

(i) System has a saddle fixed point $x^* = 0$ with eigenvalues $\lambda_1(0) < 0 < \lambda_2(0)$.

(ii) System has a homoclinic orbit γ^* to the saddle fixed point x^* .

(iii) Nondegeneracy condition: $\sigma_0 = \lambda_1(0) + \lambda_2(0) \neq 0$, where $\sigma_0 \in \mathbb{R}$ is called the saddle quantity.

(iv) Transversality condition: Melnikov integral, $M(\alpha)$, along the homoclinic orbit satisfies:

$$M(0) = \int_{-\infty}^{+\infty} \varphi(t) \left(P(x; k, \alpha) \times \frac{\partial P(x; k, \alpha)}{\partial \alpha} \right) dt \neq 0, \tag{B.1}$$

where $\phi(t) = \exp - R t_0 (\nabla \cdot P(x; k, \alpha)) dt$, $\phi(t) > 0$. This is equivalent to splitting of the homoclinic orbit at the bifurcation with a nonzero speed.

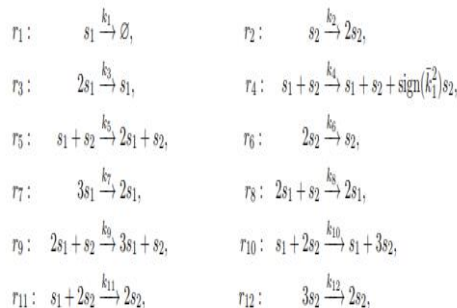
Then, for all sufficiently small $|\alpha|$, there exists a neighbourhood of the saddle fixed point and the homoclinic orbit such that a unique limit cycle bifurcates from γ^* . If $\sigma_0 < 0$, the homoclinic bifurcation is supercritical, giving rise to a unique stable limit cycle, while if $\sigma_0 > 0$, the homoclinic bifurcation is subcritical, giving rise to a unique unstable limit cycle.

C The canonical reaction networks induced by (4.16) and (4.20)

Writing $x \equiv \bar{x}$, the induced kinetic equations for (4.16) are given by

$$\begin{aligned} \frac{dx_1}{dt} &= -k_1 x_1 - k_3 x_1^2 + k_5 x_1 x_2 - k_7 x_1^3 + k_9 x_1^2 x_2 - k_{11} x_1 x_2^2, \\ \frac{dx_2}{dt} &= k_2 x_2 + k_4 x_1 x_2 - k_6 x_2^2 - k_8 x_1^2 x_2 + k_{10} x_1 x_2^2 - k_{12} x_2^3, \end{aligned}$$

while the canonical reaction network:



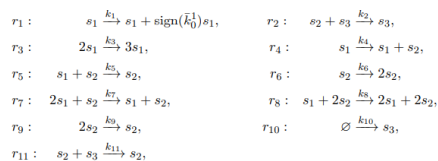
where $k_1 = |\bar{k}_0^1|$, $k_2 = |\bar{k}_0^2|$, $k_3 = |\bar{k}_1^1|$, $k_4 = |\bar{k}_1^2|$, $k_5 = |\bar{k}_2^1|$, $k_6 = |\bar{k}_2^2|$, $k_7 = |\bar{k}_{11}^1|$, $k_8 = |\bar{k}_{11}^2|$, $k_9 = |\bar{k}_{12}^1|$, $k_{10} = |\bar{k}_{12}^2|$, $k_{11} = |\bar{k}_{22}^1|$, $k_{12} = |\bar{k}_{22}^2|$, with the coefficients k given by (4.17), and the

conditions given by (4.18). Note that by taking $a \in -8, 9, 1, 5, (2 - \sqrt{34})$ and $T = -2, 3, (2 + 3a) - 1$, it follows that $k_4 = 0$.

Writing $x \equiv \bar{x}$, the induced kinetic equations for (4.20) are given by

$$\begin{aligned} \frac{dx_1}{dt} &= k_1 x_1 + k_3 x_1^2 - k_5 x_1 x_2 - k_7 x_1^2 x_2 + k_8 x_1 x_2^2, \\ \frac{dx_2}{dt} &= -k_2 x_2 x_3 + k_4 x_1 + k_6 x_2 - k_9 x_2^2, \\ \frac{dx_3}{dt} &= k_{10} - k_{11} x_2 x_3, \end{aligned}$$

while the canonical reaction network



with $k_1 = |\bar{k}_0^1|$, $k_2 = |\bar{k}_0^2|$, $k_3 = |\bar{k}_1^1|$, $k_4 = |\bar{k}_1^2|$, $k_5 = |\bar{k}_2^1|$, $k_6 = |\bar{k}_2^2|$, $k_7 = |\bar{k}_{12}^1|$, $k_8 = |\bar{k}_{12}^2|$, $k_9 = |\bar{k}_{22}^1|$, $k_{10} = \mu\omega$, $k_{11} = \mu$, the coefficients k given by (4.8), $\omega > 0$, $\mu > 0$, and conditions given by (4.12), with the lower bound on T_2 being 1. Note that by taking $T_1 = -T_2 a^{-1}$, it follows that $k_1 = 0$.

Acknowledgments:

The People Programme (Marie Curie Actions) of the European Union's Seventh Framework Programme (FP7/2007-2013) under REA grant agreement no. 328008 and the European Research Council under the European Community's Seventh Framework Programme



(FP7/2007-2013)/ERC grant agreement no. 239870 provided funding for the research that led to these findings. Tomaňs Vejchodsk'y expresses gratitude for RVO 67985840's assistance. Radek Erban expresses gratitude to the Leverhulme Trust for a Philip Leverhulme Prize and the Royal Society for a University Research Fellowship.

References

- [1] Feinberg, M. Lectures on Chemical Reaction Networks, (Delivered at the Mathematics Research Center, U. of Wisconsin, 1979).
- [2] Erdi, P., Tóth, J. Mathematical Models of Chemical Reactions. Theory and Applications of Deterministic and Stochastic Models. Manchester University Press, Princeton University Press, 1989. [3] Szili, L., Tóth, J., 1997. On the origin of Turing instability. *Journal of Mathematical Chemistry*, 22: 39–53.
- [4] Hárs, V., Tóth, J., 1981. On the inverse problem of reaction kinetics. *Qualitative Theory of Differential Equations*, eds. Farkas, M., Hatvani, L., 363–379. 2
- [5] Tóth, J., Hárs, V., 1986. Orthogonal transforms of the Lorenz- and Rössler-equation. *Physica 19D*, 135–144.
- [6] Escher, C., 1981. Bifurcation and coexistence of several limit cycles in models of open twovariable quadratic mass-action systems. *Chemical Physics*, 63: 337–348.
- [7] Chellaboina, V., Bhat, S. P., Haddad, W. M., Bernstein, D.S., 2009. Modeling and Analysis of Mass-Action Kinetics. *IEEE Control Systems Magazine*, 29: 60–78.
- [8] Craciun, G., Pantea, C., 2008. Identifiability of chemical reaction networks. *Journal of Mathematical Chemistry*, 44: 244–259.
- [9] Szederknyi, G., Hangos, K. M., Pni, T., 2011. Maximal and minimal realizations of reaction kinetic systems: computation and properties. *MATCH Communications in Mathematical and in Computer Chemistry*, 65(2): 309–332.
- [10] Samardzija, N., Greller, L. D., Wasserman, E., 1989. Nonlinear chemical kinetic schemes derived from mechanical and electrical dynamical systems. *Journal of Chemical Physics*, 90: 2296–2304.
- [11] Klonowski, W., 1983. Simplifying principles for chemical and enzyme reaction kinetics. *Biophysical Chemistry*, 18(3): 73–87.
- [12] Okniński, A. *Catastrophe Theory: Volume 33*. Elsevier Science, 1992.
- [13] Pantea, C., Gupta, A., Rawlings, J. B., Craciun, G., 2014. The QSSA in chemical kinetics: as taught and as practiced. *Discrete and Topological Models in Molecular Biology*, pp. 419–442. Springer, Berlin.
- [14] Hangos, K. M, Szederkényi, G., 2011. Mass action realizations of reaction kinetic system models on various time scales. *Journal of Physics: Conference Series*, 268.
- [15] Hangos, K. M, 2010. Engineering model reduction and entropy-based Lyapunov functions in chemical reaction kinetics. *Entropy* 12, pp. 772–797.